

16.8 Pilot Boarding ladder arrangements

REQUIRED BOARDING ARRANGEMENTS FOR PILOT

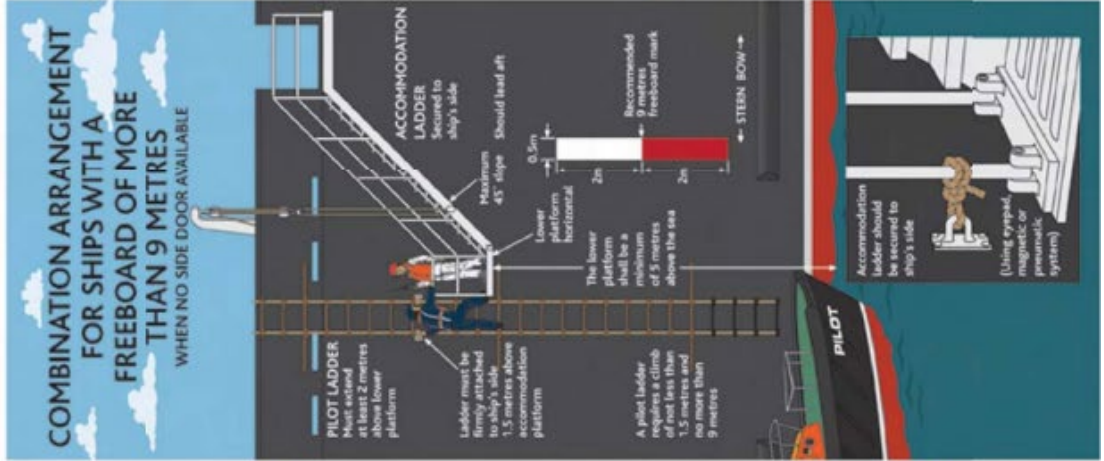
In accordance with SOLAS Regulation V/23 & IMO Resolution A.1045(27)
INTERNATIONAL MARITIME PILOTS' ASSOCIATION

H.Q.S. "Wellington" Temple Stairs, Victoria Embankment, London WC2R 2PN Tel: +44 (0)20 7240 3973 Fax: +44 (0)20 7210 3518 Email: office@impahq.org
This document and all IMO Pilot-related documents are available for download at: <http://www.impahq.org>

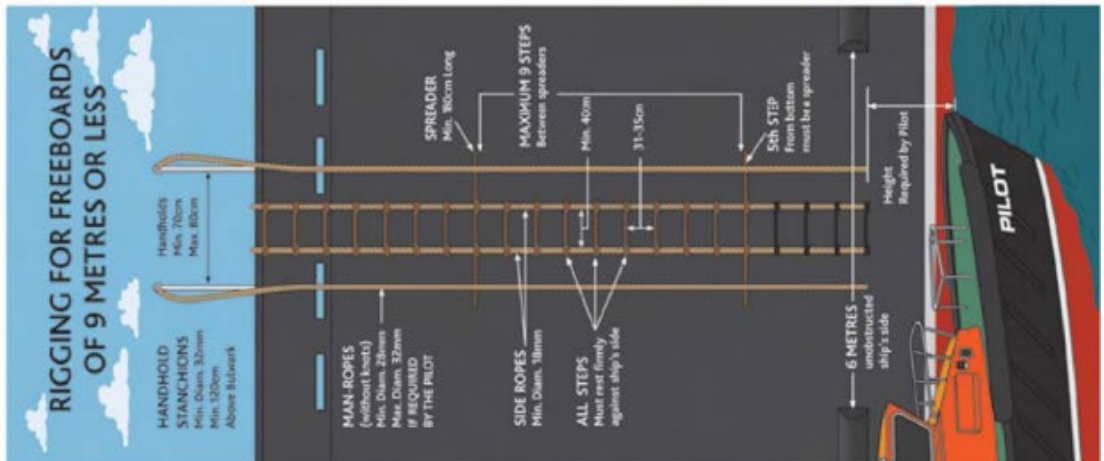



COMBINATION ARRANGEMENT FOR SHIPS WITH A FREEBOARD OF MORE THAN 9 METRES

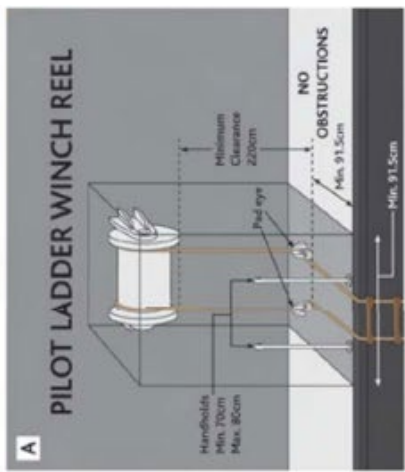
WHEN NO SIDE DOOR AVAILABLE



RIGGING FOR FREEBOARDS OF 9 METRES OR LESS

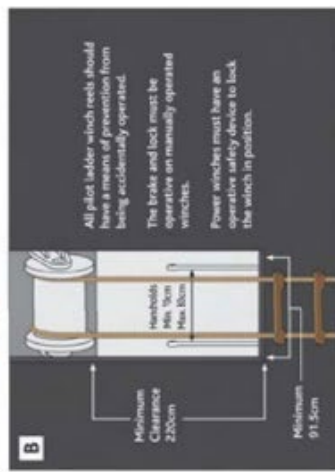


PILOT LADDER WINCH REEL



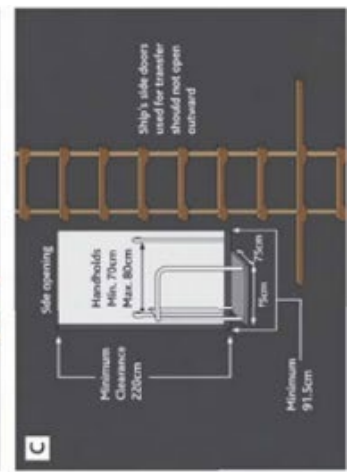
PILOT LADDER WINCH REEL

All pilot ladder winch reels should have a means of prevention from being accidentally operated. The brake and lock must be operative on manually operated winches. Power winches must have an operative safety device to lock the winch in position.



PILOT LADDER WINCH REEL

Ship's side doors used for transfer should not open outward.



PILOT LADDER SAFETY CHECKS

- NO!** No shackles, knots or splices
- NO!** The steps must be equally spaced
- NO!** The steps must be horizontal and checks under the steps must be tightly secured
- NO!** Spreaders must not be lashed between steps
- NO!** Side ropes must be equally spaced
- NO!** The steps should not be painted, dirty or slippery
- NO!** Loops and tripping lines prevent slipping hazard and foul the Pilot Ladder

PILOT BOARDING SAFETY

