



# Queensland animal welfare standards and guidelines – animals at rodeos



Queensland  
Government



This publication has been compiled by Biosecurity Queensland, Department of Agriculture and Fisheries.

© State of Queensland, 2021.

The Queensland Government supports and encourages the dissemination and exchange of its information. The copyright in this publication is licensed under a Creative Commons Attribution 4.0 International (CC BY 4.0) licence.



Under this licence you are free, without having to seek our permission, to use this publication in accordance with the licence terms.

You must keep intact the copyright notice and attribute the State of Queensland as the source of the publication.

For more information on this licence, visit [creativecommons.org/licenses/by/4.0](https://creativecommons.org/licenses/by/4.0).

The information contained herein is subject to change without notice. The Queensland Government shall not be liable for technical or other errors or omissions contained herein. The reader/user accepts all risks and responsibility for losses, damages, costs and other consequences resulting directly or indirectly from using this information.

# Contents

<b>Overview</b> .....	<b>1</b>
<b>Purpose</b> .....	<b>1</b>
<b>Scope</b> .....	<b>1</b>
<b>Interpretation</b> .....	<b>2</b>
<b>Definitions</b> .....	<b>2</b>
<b>Legislation and related code of practice and guidelines</b> .....	<b>4</b>
<b>Guiding principles for rodeo animal welfare</b> .....	<b>5</b>
<b>Responsibilities of rodeo personnel</b> .....	<b>5</b>
Rodeo Organiser’s responsibilities .....	5
Animal Welfare Officer responsibilities .....	6
Judge’s responsibilities .....	7
Protection Clown’s responsibilities .....	7
Event Veterinarian’s responsibilities .....	7
Competitor’s responsibilities .....	8
<b>Livestock Facilities</b> .....	<b>8</b>
Arenas, chutes and yards .....	8
Livestock handling and equipment .....	8
<b>Stock selection and use in rodeo events</b> .....	<b>10</b>
Bareback and Saddle Bronc Riding .....	10
Bull and Steer Riding .....	11
Rope and Tie .....	12
Break Away Roping .....	12
Team Roping .....	12
Steer Wrestling and Chute Dogging .....	13
Poddy Rides.....	13
<b>Humane killing</b> .....	<b>13</b>
AHorses .....	14
BCattle .....	14
<b>Appendix 1 Body Condition Scores for Horses</b> .....	<b>16</b>
<b>Appendix 2 Body Condition Scores for Cattle</b> .....	<b>17</b>

## Overview

The *Queensland Animal Welfare Standards and Guidelines for Animals at Rodeos* were developed as an initiative of the Queensland Government in consultation with representatives from the rodeo industry, veterinary profession and animal welfare groups. The standards provide the minimum requirements for persons responsible for or interacting with animals at rodeos.

By adhering to these standards, persons involved in rodeos demonstrate their commitment to animal welfare.

The standards will be revised from time to time to take into account new knowledge of livestock physiology and behaviour, technological advances, developments in standards of livestock welfare and changing community attitudes and expectations about the humane treatment of animals at rodeos.

## Purpose

The purpose of this document is to state the standards and guidelines to ensure the welfare of livestock at rodeos in Queensland.

The risk to welfare of livestock used in rodeos is any factor that potentially affects the welfare of livestock in a way that causes pain, fear, injury or distress to livestock. The outcome could include serious stress, including from heat stress, nutritional disorders, dehydration, exhaustion, abortion, injury, metabolic conditions, or death. Risks can be managed by undertaking reasonable actions to prevent or reduce them.

The purpose of these standards and guidelines is to –

- (a) protect the welfare of livestock used in rodeos
- (b) ensure that rodeo personnel are aware of their responsibilities as outlined in these standards
- (c) provide standards and guidelines for equipment design, arena conditions, yard and chute design
- (d) establish criteria for rodeo participants and staff in the handling and care of livestock.

The **standards** provide the basis for developing and implementing compulsory requirements for the care and use of animals at rodeos under the *Animal Care and Protection Act 2001* (ACPA), and guidance for all those responsible for livestock at rodeos. They reflect available scientific knowledge, current practice and community expectations at the time of drafting the standards and guidelines.

The **standards** will be adopted in the Animal Care and Protection Regulation 2012 as a Code of practice.

The standards and guidelines should be reflected in the industry-based rules and regulations that include livestock welfare provisions.

## Scope

These standards and guidelines apply to all animals used at rodeos in Queensland. These standards are not intended to prohibit barrel racing, which may be held in conjunction with a rodeo.

The standards apply to all people responsible for the care and management of animals at rodeos including rodeo associations, rodeo organisers, animal welfare officers, stock contractors, judges, protection clowns and competitors.

These standards and guidelines should be considered in conjunction with other livestock welfare requirements, including the *Australian Animal Welfare Standards and Guidelines* relevant to the animal species.

Animal cruelty and unacceptable animal welfare practices can be prosecuted under the ACPA.

## Interpretation

Each numbered section of the document covers a particular topic (e.g. Animal Welfare Officer responsibilities) and contains the following information:

**Standards** — are the animal welfare requirements designated in this document (i.e. the requirements that must be met under law for livestock welfare purposes). Standards also identify responsibilities of certain persons involved in the rodeo process. The standards are intended to be clear, essential and verifiable statements. However, not all issues are well defined by scientific research or quantified. Science is not always available to provide an objective or precise assessment of an animal's welfare and consequently, where relevant science is not available, the standards reflect a value judgement that has to be made for some circumstances. Standards use the word 'must'. They are presented in a box and are numbered with the prefix 'S'.

**Guidelines** — are the recommended practices to achieve desirable animal welfare outcomes. Guidelines use the word 'should' and complement the standards. Noncompliance with one or more guidelines will not necessarily constitute an offence under law.

**Note:** Further detail on livestock management practices can be found in other industry and government publications.

Some standards describe the required welfare outcome without prescribing the exact actions that must be done. These actions can appear under the Guidelines.

## Definitions

<b>Animal Welfare Officer</b>	A person who has completed a Judge and Livestock contractor clinic and is approved as an animal welfare officer by the Australian Rodeo Federation.
<b>Arena</b>	A fenced area, usually surrounded by seating, in which rodeo events are held.
<b>Australian Rodeo Federation</b>	The representative organisation for all rodeo associations in Australia.
<b>Bareback Bronc Ride</b>	An event where a competitor attempts to ride a bucking horse using a rigging with a handle.
<b>Breakaway Roping</b>	When the animal is roped and the horse stops, the rope becomes taut, which breaks a string attached to the saddle horn. The competitor does not dismount the horse and tie the calf's legs.
<b>Bull Ride</b>	An event where a competitor attempts to ride a bucking bull.

<b>Chute/box</b>	An enclosure from which animals are released into the arena.
<b>Chute Dogging</b>	A rodeo event similar to Steer Wrestling where the competitor starts the event in a chute and wrestles the steer to the ground after it is released from the chute.
<b>Competitor</b>	A person who competes in a rodeo.
<b>Contract Stock</b>	Stock trained and maintained for rodeo purposes and kept by a Stock Contractor.
<b>Conveyance device</b>	A device on which an animal may be placed to transport them from an arena without causing unnecessary stress or injury to the animal and includes rubber matting or a sled.
<b>Event Veterinarian</b>	A registered veterinarian engaged by the Rodeo Organiser to be available to provide treatment or advice for sick or injured animals at a rodeo.
<b>Humane killing</b>	A process causing rapid loss of consciousness in an animal with death before regaining consciousness and is otherwise humane.
<b>Judge</b>	A person who is approved by the Australian Rodeo Federation to score the performance of competitors in a rodeo event.
<b>Junior</b>	A competitor aged 18 years or less.
<b>Poddy Ride</b>	An event similar to a bull and steer ride where a child competitor attempts to ride a bucking calf.
<b>Protection clown</b>	A person who is engaged by the rodeo organiser for the purpose of distracting a bull from a thrown competitor.
<b>Rope and Tie (calf roping)</b>	An event that involves a calf and a competitor mounted on a horse. The calf is released from a chute into an arena and the competitor while mounted on a horse chases and ropes the calf, then dismounts from the horse, grounds the calf by hand, a manoeuvre called flanking, and places it on its side and restrains the calf by tying three legs together.
<b>Roping safety device</b>	A device approved by the Australian Rodeo Federation designed to reduce the impact of the rope on the calf during the Rope and Tie event.
<b>Rodeo</b>	For the purposes of these standards, a rodeo is a competition using cattle and/or horses which includes one or more of the following events: <ul style="list-style-type: none"> <li>• Saddle Bronc Riding</li> </ul>

	<ul style="list-style-type: none"> <li>• Bareback Bronc Riding</li> <li>• Bull Riding</li> <li>• Steer Riding</li> <li>• Rope and Tie/calf roping</li> <li>• Steer Wrestling</li> <li>• Team Roping</li> <li>• Breakaway Roping</li> <li>• Poddy Riding</li> <li>• Chute dogging</li> </ul> <p>and includes any rodeo school in which animals and riders are trained to compete in rodeos.</p>
<b>Rodeo Association</b>	An incorporated association established for the purpose of coordinating and assisting in the running of rodeos and/or governing the sport.
<b>Rodeo Organiser</b>	A person who instigates and promotes a rodeo. If a committee undertakes these tasks, one of the committee members must be designated to take on the responsibilities of the Rodeo Organiser under these Standards and Guidelines.
<b>Rodeo Official</b>	A judge, protection clown, animal welfare officer or stock contractor
<b>Rodeo School</b>	An organised event for the purpose of instructing correct techniques of various rodeo disciplines, training of time event horses and for teaching trainee judges.
<b>Roping Event</b>	A rope and tie event, team roping event or break-away roping event.
<b>Rough Stock</b>	Animals used for bareback, saddle bronc and bull/steer riding events.
<b>Rowel</b>	The spoked revolving disk of the spur.
<b>Saddle Bronc Ride</b>	An event where a competitor attempts to ride a bucking horse with a saddle.
<b>Stock Contractor</b>	Person or organisation approved by the Australian Rodeo Federation to provide stock to be used at a rodeo.
<b>Steer Ride</b>	An event similar to Bull Riding where a competitor attempts to ride a bucking steer or heifer.
<b>Steer Wrestling</b>	An event which features a steer and two competitors mounted on horses. One competitor rides parallel with the steer to ensure it runs in a straight line. The other competitor attempts to grab the steer's horns and wrestle it to the ground.
<b>Team Roping</b>	An event that features a steer and two competitors mounted on horses. One competitor ropes the head or horns of the steer. The second competitor then ropes the steer by its hind feet.

## Legislation and related code of practice and guidelines

The ACPA provides high levels of care and protection to all animals in Queensland. In addition to cruelty offences, the ACPA places a duty of care on the person in charge of an animal. This duty of care means people are legally obliged to care for animals by providing for their needs for food and water, accommodation, living conditions, the display of normal patterns of behaviour, the treatment of disease and injury and handling. In deciding what is appropriate, regard must be given to:

- a) the species, environment and circumstances of the animal; and
- b) the steps a reasonable person in the circumstances could reasonably be expected to have taken.

Compliance with these standards does not remove the need to comply with other sections of the ACPA, *Biosecurity Act 2014*, local laws and subordinate legislation.

## Guiding principles for rodeo animal welfare

Sufficient consideration and standards are given to protect the health and welfare of animals used at rodeos.

Events and procedures at rodeos are specifically designed to minimise the impacts on the welfare of the animals. Furthermore, people who have responsibilities in the organisation and operation of rodeos have appropriate training to ensure that animal welfare requirements are complied with.

Rodeo Organisers and Associations have written rules aimed to achieve animal welfare outcomes that, as a minimum, ensure compliance with these standards and guidelines.

Based on these standards and guidelines, Rodeo Associations have accreditation programs for Judges, Animal Welfare Officers and Stock Contractors and actively promote these standards and guidelines to all participants at rodeos.

It is recommended that organisers of a rodeo are affiliated with a rodeo association.

## Responsibilities of rodeo personnel

### Rodeo Organiser's responsibilities

#### Standards

- S.1. The Rodeo Organiser must:
- a) Ensure that Judges, Animal Welfare Officers, Stock Contractors, pickup persons and Protection Clowns, and any other relevant personnel, used at the rodeo have the relevant knowledge, experience and skills to meet their responsibilities and are approved by the Australian Rodeo Federation.
  - b) Ensure an Event Veterinarian is available for immediate consultation when a rodeo event is being conducted.
  - c) Appoint an Animal Welfare Officer for the rodeo.
  - d) Ensure rodeo officials are provided with, and understand, the standard operating procedures for the management of sick or injured livestock.
  - e) Prepare a "Rodeo Report" for incidents where an animal is sick or injured. The Report must be kept for a minimum of two years and include:
    - the date and location of the rodeo
    - the names of the Rodeo Organiser and all persons involved in the incident
    - description of the incident
    - the number, types, and description of the animal's injuries
    - the name of the relevant Event Veterinarian
    - the treatment given and actions taken for each animal.
  - f) Report any potential breaches of these standards to the Government Department responsible for administering the *Animal Care and Protection Act 2001*.



## Guidelines

- G.1. The Rodeo Organiser should make every effort to ensure the following:
- (a) an Event Veterinarian is present at the rodeo
  - (b) equipment owned by the club or association or individual organising the rodeo complies with the requirements of these standards
  - (c) Judges, Protection Clowns and pick-up teams are appointed or this responsibility is delegated to the Stock Contractor.
- G.2. The Rodeo Organiser should ensure that the Event Veterinarian or Animal Welfare Officer inspects all animals to be used in a competition prior to the commencement of the rodeo.

## Animal Welfare Officer responsibilities

The Animal Welfare Officer has overall responsibility for the welfare of all animals at rodeos.

### Standards

- S.2. An Animal Welfare Officer must:
- a) Have the relevant knowledge, experience and skills in the welfare, handling, care, and treatment of the animals being used at the rodeo.
  - b) Take reasonable action to ensure that all Stock Contractors comply with these standards.
  - c) Ensure all animals supplied for the rodeo are in good health and conform to the specifications of these standards prior to the animal being used in an event.
  - d) Ensure that any animal that becomes lame, sick, injured or is otherwise unsuitable for the event is handled humanely and is removed from the competition and receives appropriate and timely treatment, including humane killing where necessary.
  - e) Facilitate the treatment of animals with the Event Veterinarian for sick, injured, or distressed animals.
  - f) Ensure aggressive or injured animals are managed to minimise the risk to other stock or persons.
  - g) Ensure that animals, other than cattle less than 3 months of age, are not withheld from water for periods greater than 6 hours.
  - h) Ensure that calves less than 3 months of age are not withheld from feed and water for periods greater than 2 hours.
  - i) Report any potential breaches of these standards to the Rodeo Organiser.
  - j) Inspect all yards, chutes and the arena surface in conjunction with the Rodeo Organiser, prior to the rodeo to determine suitability.
  - k) Ensure that all livestock, other than competitor's horses, used in the rodeo are supplied by Stock Contractors approved by Australian Rodeo Federation.

## Guidelines

- G.3. The Animal Welfare Officer should ensure all animals are provided access to adequate water and feed at the completion of the event.
- G.4. The Animal Welfare Officer should have successfully completed a course in animal welfare approved by the Australian Rodeo Federation.

## Judge's responsibilities

The Judge is responsible for ensuring the welfare of animals in the arena and in the chutes.

### Standards

S.3. Judges must:

- a) Ensure compliance with these standards in the chute and arena.
- b) Ensure an animal is safely released from the chute and withdrawn from the event if there is an unacceptable risk to the welfare of the animal, including lying down in the chute or following two attempts to climb out of the chute.
- c) Report any potential breaches of these standards to the Rodeo Organiser.

### Guidelines

G.5. Judges should ensure competition equipment is inspected and is compliant with accepted standards before being used.

## Protection Clown's responsibilities

Protection Clowns are essential for the safety of riders in cattle riding events and for the effective handling of cattle in the arena. Their purpose is to distract the cattle away from the rider and provide the necessary assistance to riders and injured animals.

### Standards

S.4. Protection Clowns may distract cattle from riders but must not provoke cattle unnecessarily.

### Guidelines

G.6. Protection Clowns assist in removing cattle from the arena and when necessary, should assist in the restraint of any severely injured cattle in the arena.

## Event Veterinarian's responsibilities

An Event Veterinarian is the most appropriate person to provide treatment or advice for sick or injured animals on site.

### Standards

- S.5. The Event Veterinarian, if on site, must treat all sick, injured or distressed animals being used in, or present at, the rodeo.
- S.6. The Event Veterinarian, if not on site, must be available for consultation at all times animals are being used in, or are present at, the rodeo.

### Guidelines

G.7. Event Veterinarians should be experienced with the relevant rodeo species and the diagnosis and treatment of the types of injuries and health conditions commonly encountered at rodeos.

## Competitor's responsibilities

### Standards

- S.7. Competitors must:
- Comply with all directions by the Animal Welfare Officer, Judge and Event Veterinarian.
  - Only use equipment that complies with these standards.
  - Ensure prompt and appropriate treatment for any injury or health condition is provided to any of the animals they supply for use at the rodeo.

## Livestock Facilities

### Animal welfare objective

Facilities for livestock are appropriate for the species.

## Arenas, chutes and yards

### Standards

- S.8. Fences, chutes, yards, gates, lanes and races must be designed to be structurally sound, to facilitate quiet and efficient handling and be constructed and maintained to minimise the risk of injury to animals.
- S.9. The arena must be of sufficient size to minimise the risk of an animal being injured through contact with the fences during an event.
- S.10. Chutes must provide sufficient space for the animal to stand unimpeded.
- S.11. Livestock held in a pen or yard must have sufficient space to move freely, lie down, rest and rise unassisted.

### Guidelines

- G.8. The arena should be free of rocks, holes and obstacles likely to result in injury to animals.
- G.9. The arena surface should provide traction, stability, minimal shock and reasonable safety for animals.
- G.10. The arena surface should be of a suitable soil-based material, loosened or softened to an approximate depth of 5 -10 cm.
- G.11. Other surfaces may be used provided that they are well drained, provide a secure footing and be at least as safe for the animals as an appropriate soil-based surface.
- G.12. Cattle and horses should be penned in separate yards.
- G.13. Shade and/or other cooling systems should be provided for animals being held in yards in hot weather.
- G.14. Arena fences should be a minimum height of 1.8 metres.
- G.15. Arena fences should be clearly visible to the animal.

## Livestock handling and equipment

### Animal welfare objective

Handling of livestock and equipment used at rodeos are appropriate to minimise the risk to the welfare of the animals.

### **Standards**

- S.12. A conveyance device must be available to safely and humanely move a seriously injured animal to a suitable place for further examination and treatment.
- S.13. All stock handlers must have the relevant knowledge, experience and skills in handling and the use of equipment or be under the direct supervision of a person who has the relevant knowledge, experience and skills.
- S.14. Animals in the chute must not be unnecessarily provoked.
- S.15. Spurs must not be used as a goad while stock are confined in the chute.
- S.16. Use of electric prodders must be kept to a minimum and only used by approved stock contractors when other reasonable actions to cause the animal to move have failed.
- S.17. Electric prodders must not be used on:
  - a) genital, anal, udder or facial areas
  - b) animals in chutes except where necessary for the safety of the animal or rider, and then only used on the shoulder or hind quarters
  - c) animals that are unable to move away
  - d) animals in the arena
  - e) horses
  - f) cattle less than 3 months of age unless their welfare is at risk.
- S.18. Handling aids including flappers, yard canes, lengths of plastic pipe must not be used in a manner or with sufficient force to cause the animal unreasonable pain.
- S.19. An animal's tail must not be twisted. Any pulling of the animal's tail must only be for balance or safety of the animal.
- S.20. Dogs must not be used to work livestock at rodeos.
- S.21. A person must not use or provide for use, equipment that does not comply with these standards.

### **Guidelines**

- G.16. The preferred method of removing recalcitrant bulls from the arena is using quieter bulls or time event cattle to lead the recalcitrant bull from the arena and a skilled person on horseback.
- G.17. All animals used in rodeos should be preconditioned to move through the facilities and exit the arena.
- G.18. Horses, bulls and steers should be preconditioned to flank straps or ropes prior to being used in rough stock events at a rodeo.
- G.19. Equipment for livestock handling should be of the type and specification generally used for the transport and handling of horses and cattle and should comply with the relevant guidelines for that species.
- G.20. Appropriately skilled people and equipment should be available to humanely assist an animal that becomes caught in the chutes, yards or races.
- G.21. Electric prodders should be low amperage and only powered by a dry cell battery.

## Stock selection and use in rodeo events

### Animal welfare objective

Animals are healthy and suitable for the specific event.

#### Standards

- S.22. Animals must not be used if they are:
- known or visually assessed to be pregnant
  - lactating with dependent young or unweaned
  - species other than equine or bovine
  - suffering from a condition that is likely to cause pain or require pain relief.
- S.23. Horses used at rodeos must have condition scores of between 3 and 4 (inclusive) and cattle used at rodeos must have condition scores of between 2 and 4 (inclusive). See Appendix 1 and 2 for body condition scoring systems.
- S.24. The same cattle must not be used for both steer wrestling and roping events on any one day.
- S.25. Fireworks must not be used in an arena while animals are in the same arena.
- S.26. Steps must be taken to minimise the impact of fireworks or other noises that are likely to cause animals fear or distress.

#### Guidelines

- G.22. Cattle and horses should be removed from the arena as quickly as possible after completion of the event in which they are used.
- G.23. Cattle and horses should be conditioned to the sights and sounds they are likely to encounter at a rodeo before being used at a rodeo event.

## Bareback and Saddle Bronc Riding

#### Standards

- S.27. Saddle and bareback riggings must be fitted in a manner that will not cause pain or injury to the horse.
- S.28. Sharp or cutting objects must not be used in a cinch, saddle, flank strap or girth.
- S.29. Front girths for saddles and bareback riggings must have a minimum width of 125 mm.
- S.30. Pads used under a bareback rigging must be soft, non-abrasive and extend a minimum of 50 mm past the back of the rigging.
- S.31. The spur rowels for horses must:
- be free running
  - not cut or penetrate the skin of an animal
  - not be less than three (3) mm in width at its narrowest part and must be a minimum diameter of 20 mm to the point of the rowel.
- S.32. A flank strap for horses must:



- a) have a minimum width of 25 mm
- b) be quick release
- c) be lined with soft and flexible material such as felt or sheepskin, be positioned in such a way that it covers both flanks and the belly of the animal
- d) not be brittle, worn or damaged
- e) not be applied to the genitals of animals
- f) be free from sharp or cutting objects
- g) not cause injury to the animal.

S.33. A horse under three (3) years of age must not be used for bucking events.

S.34. A horse must not be used in bucking events more than two (2) times on any one day.

### Guidelines

G.24. There should be a minimum clearance of 100 mm under the gullet of the saddle.

G.25. The back girth of the saddle or flank strap should not be over-tightened.

G.26. The bareback rigging should not be more than 260 mm in width at the handhold and not more than 160 mm in width at the D rings.

G.27. A horse should receive a minimum rest of one (1) hour before being reused in a bucking event.

## Bull and Steer Riding

### Standards

S.35. The weight of competitors in a bull or steer ride must not exceed 20% of the live weight of the cattle they are riding.

S.36. Cattle must not be bucked more than three (3) times on any one day.

S.37. Bull ropes and ropes for steer rides must be free from sharp or cutting objects and must not cause injury to the animal.

S.38. Bull ropes and ropes for steer rides must not have knots or hitches that prevent the rope from falling from the animal after the contestant has been thrown or dismounted.

S.39. Flank ropes must be either soft cotton rope with a minimum diameter of 16 mm or covered or lined to prevent injury or abrasion to the bull / steer.

S.40. The spur rowels must:

- a) not cut or penetrate the skin of cattle
- b) not be less than three (3) mm in width at its narrowest part, and there must be a minimum diameter of 20 mm to the point of the rowel
- c) not be fully locked and allow a movement of at least a quarter turn.

S.41. Saddles and bareback rigging used on steers or horses must comply with the standards for Bareback and Saddle Bronc riding.

### Guidelines

G.28. A rider should not re-set and re-pull the rope more than twice if the bull / steer is standing quietly in the chute.

## Rope and Tie

### Standards

- S.42. Cattle less than 100kg live weight must not be used for rope and tie events.
- S.43. Cattle must not be used for rope and tie, including for practice, more than three (3) times in any one day, with a minimum spell period of 1 hour between runs.
- S.44. Cattle must not be pulled backward off their feet, abruptly thrown sideways, stopped abruptly or intentionally dragged or dragged more than 1 metre.
- S.45. Competitors must use an effective roping safety device for rope and tie events.
- S.46. A competitor must not continue to chase the calf after it reaches the opposite side of the arena.
- S.47. A competitor must not continue if the event is not completed within thirty seconds from when the animal is released from the chute.
- S.48. Competitors must not use excessive force to ground a calf or intentionally throw it on its spine or jump on, kick, or hit a calf.
- S.49. The head rope and tie ropes must be removed from the calf as soon as possible after the event is completed or competitor is disqualified.

### Guidelines

- G.29. The preferred live weight for cattle for roping and tying is 115 kg, with a maximum live weight of 140 kg.

## Break Away Roping

### Standards

- S.50. Cattle less than 100kg live weight must not be used for break away roping.
- S.51. Cattle must not be used for break away roping, including practice, more than three (3) times in any one day, with a minimum spell period of 1 hour between runs.
- S.52. A competitor must not continue to chase the calf after it reaches the opposite side of the arena.
- S.53. A competitor must not continue if the event is not completed within thirty seconds from when the animal is released from the chute.
- S.54. The head rope must be removed from cattle as soon as possible after the event is completed or the competitor is disqualified.

## Team Roping

### Standards

- S.55. Cattle used in team roping events must be a minimum of 200 kg live weight.
- S.56. Cattle must not be used for team roping, including for practice, more than three (3) times on any one day.
- S.57. Cattle used for team roping must be fitted with protective horn wraps to protect ears and base of horns from possible injury.

- S.58. Horn wraps must:
- a) be made of a suitable material and fitted securely around the head at the base of the horns
  - b) not affect the animal's vision.
- S.59. The hind legs must not be roped before the head is roped and the steer has changed direction.
- S.60. Cattle must not be stretched to the point where their front feet are lifted off the ground.
- S.61. A competitor must not continue if the event is not completed within thirty seconds from when the animal is released from the chute.

### **Guidelines**

G.30. The preferred live weight for cattle used in team roping events is 250kg.

## **Steer Wrestling and Chute Dogging**

### **Standards**

- S.62. Cattle used in steer wrestling and chute dogging events must be a minimum of 200 kg live weight.
- S.63. Cattle must not be used for steer wrestling or chute dogging, including for practice, more than three (3) times on any one day.
- S.64. People must not place their fingers in the eyes, lips, or noses of cattle.
- S.65. A competitor must not continue if the event is not completed within thirty seconds from when the animal is released from the chute.

### **Guidelines**

G.31. The preferred live weight for cattle used for steer wrestling events is 250kg.

## **Poddy Rides**

### **Standards**

- S.66. The weight of competitors in a poddy ride must not exceed 20% of the live weight of the cattle they are riding.
- S.67. A competitor must not use spurs in poddy rides.
- S.68. Cattle must not be used for poddy rides, including for practice, more than two (2) times on any one day.
- S.69. The cattle must not be pulled by the ears or tail during the event.

## **Humane killing**

### **Animal welfare objective**

When an animal is required to be killed, it is done humanely.

### **Standards**

- S.70. Animals that are suffering to the extent that it is cruel to keep them alive and it is not possible or is impractical to treat, must be humanely killed as soon as practicable.
- S.71. A person killing an animal must ensure it is killed humanely.
- S.72. Animals must be confirmed dead using at least two (2) of the following methods: absence of heartbeat, rhythmic breathing or blinking reflex.

### Guidelines

G.32. Where an animal needs to be humanely killed, it should be done out of the view of the general public.

## A Horses

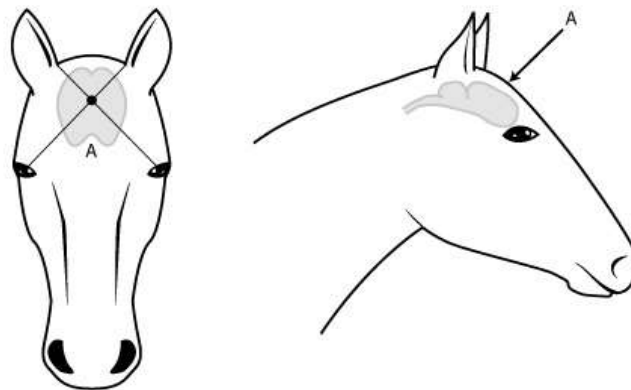
### Guidelines

The recommended methods for humane destruction of horses include:

- i. lethal injection
- ii. a firearm or captive bolt aimed in the frontal position

A rifle shot by the frontal method is the preferred method of humanely destroying horses. The ideal site is slightly above (1cm) the intersection of two imaginary lines drawn from the eye to the opposite ear.

A rifle should deliver at least the muzzle energy of a standard 0.22 magnum cartridge.



**Figure 1 - Humane destruction of horses using the frontal method**

Note: (A) indicates the frontal method. The dot indicates the point of aim and the arrow indicates the direction of aim.

## B Cattle

### Guidelines

The recommended methods for humane destruction of cattle include:

- i) adult cattle, other than bulls: a firearm or captive bolt able to deliver at least the muzzle energy of a standard 0.22 magnum cartridge.
- ii) larger cattle and bulls: a firearm or captive bolt able to deliver at least the muzzle energy of a standard 0.30-calibre high-power cartridges.

- iii) calves: a rifle or captive bolt should deliver at least the muzzle energy of a standard 0.22-long rifle cartridge.
- iv) all cattle: lethal injection.

**Frontal method – suitable for firearm or captive bolt**

The firearm or captive bolt should be directed at the point of intersection of lines taken diagonally from the top of each ear to the inside corner of the opposite eye (position A).

**Poll method**

The poll method is not recommended in cattle and must only be used if accessing the frontal position is not possible.

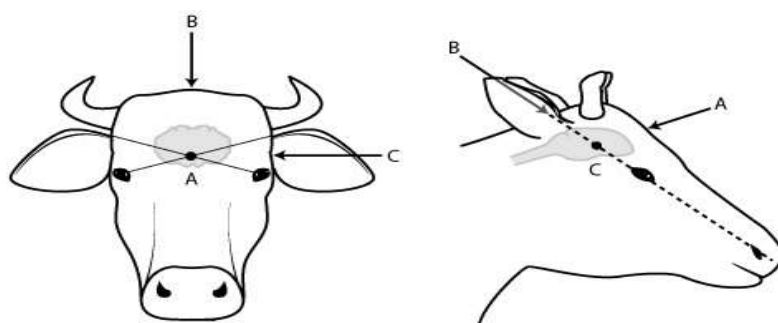
The animal is shot from above (position B) mid-way between each ear with the direction of aim down towards the muzzle of the animal.

**Temporal method – suitable for firearm only**

The animal is shot from the side so that the bullet enters the skull midway between the eye and the base of the ear on the same side of the head (position C). The bullet should be directed horizontally.

Should only be used if frontal position is not possible

Although concussive methods (captive bolt or firearm) should result in death, this does not always occur if the bolt or shot does not destroy a vital centre in the brain. Therefore, bleeding should be initiated as soon as possible after the bolt or shot to ensure death occurs.



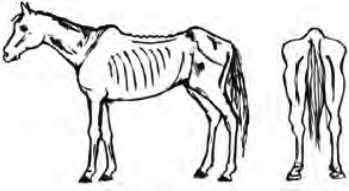




**Figure 2 - Humane destruction of cattle**

Note: (A) indicates recommended position for frontal method (preferred), (B) indicates the poll method and (C) indicates the temporal method.



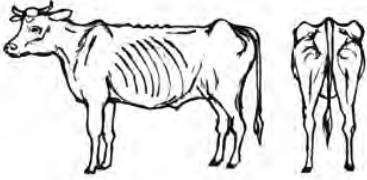
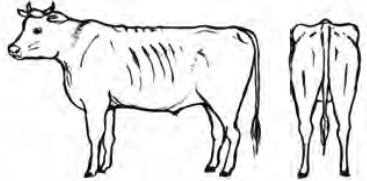



## Appendix 1

## Body Condition Scores for Horses

	<p><b>Condition score 1</b>            Sunken rump            Prominent poverty line in hind quarters            Cavity under tail            Ribs prominent            Prominent backbone and croup            Ewe neck, narrow and slack</p>
	<p><b>Condition score 2</b>            Flat rump on either side of backbone            Poverty line still visible            Ribs just visible            Narrow but firm neck            Backbone covered</p>
	<p><b>Condition score 3</b>            Rounded rump            Ribs just covered but easily felt            No crest, firm neck</p>
	<p><b>Condition score 4</b>            Well-rounded rump            Gutter along back            Ribs and pelvis hard to feel            Slight crest on neck</p>
	<p><b>Condition score 5</b>            Very bulging rump            Deep gutter along back            Ribs buried            Marked crest on neck            Folds and lumps of fat</p>

## Appendix 2


## Body Condition Scores for Cattle

	<p><b>Condition score 1</b>            Back bone prominent            Hips and shoulder bones prominent            Ribs clearly visible            Tail-head areas recessed            Skeletal body outline</p>
	<p><b>Condition score 2</b>            Back bone visible            Hips and shoulder bones visible            Ribs faintly visible            Tail-head area slightly recessed            Skeletal body outline</p>
	<p><b>Condition score 3</b>            Hips bones visible faintly            Ribs generally not visible            Tail-head area not recessed            Body outline almost smooth</p>
	<p><b>Condition score 4</b>            Hips bones not visible            Ribs well covered            Tail-head area slightly lumpy            Body outline well rounded</p>
	<p><b>Condition score 5</b>            Hips bones showing fat deposit            Ribs very well covered            Tail-head area very lumpy            Body outline bulging due to fat</p>

### References

Bob Cottam, Janet Berry (1998) *Animal health & disease investigation for Stock Inspectors and Animal Managers*, Department Primary Industries, Queensland.

Carroll, C.L. and Huntington, P.J. (1988) *Body Condition scoring and weight estimation of horses*, Equine Veterinary Journal 20, 41-45.



13 25 23



[daf.qld.gov.au](http://daf.qld.gov.au)



Queensland  
Government