







# Statewide





# Statewide

## Legend

-  National road network
-  State strategic road network
-  State regional and other district road
-  Local government boundary
-  National rail network
-  Other railway



# Program Highlights

- **\$5.75 billion** Logan and Gold Coast Faster Rail (jointly funded with the Australian Government).
- **\$4.869 billion** Queensland Train Manufacturing Program.
- **\$3 billion** funding commitment for Bruce Highway, Queensland Government. Queensland Government \$250 million per annum contribution towards joint investments on the Bruce Highway to 2038-39. A portion will match the Bruce Highway North corridor Australian Government commitment, subject to further planning and negotiation.
- **\$1 billion** funding commitment for Inland Freight Route (Charters Towers to Mungindi) (jointly funded with the Australian Government).
- **\$450.1 million** funding commitment for Queensland Beef Corridors (jointly funded with the Australian Government). Represents the balance of the \$500 million Queensland Beef Corridors program, with early works projects implemented.
- **\$380.5 million** New Generation Rollingstock, European Train Control System fitment, install new signalling.
- **\$361.7 million** funding commitment for Warrego Highway (jointly funded with the Australian Government).
- **\$275.7 million** New Generation Rollingstock, Automatic Train Operation and Platform Screen Doors fitment.
- **\$231.1 million** funding commitment for Targeted Safety Interventions.
- **\$228.3 million** funding commitment for Safer Roads Sooner Program.



# Statewide

## Various local governments

Network	Investment ID	Investment name	Committed total budget	Contribution - Australian Government	Contribution - Queensland Government	Contribution - Local Government / Other	Estimated expenditure to 30 June 2024	2024-25	2025-26	2026-27 to 2027-28	Beyond	Endnote
			\$'000	\$'000	\$'000	\$'000	\$'000	\$'000	\$'000	\$'000	\$'000	
National	2003813	Bruce Highway Upgrade Strategy	20,000	20,000			612	2,500	5,000	8,888	3,000	
National	3239649	Bruce Highway, North Corridor Unallocated Northern Australia Road Program	154,453	154,453							154,453	Project details and timing subject to further planning and negotiation with the Australian Government.
National	2025917	Bruce Highway, Queensland Government, funding commitment	3,000,000		3,000,000					250,000	2,750,000	Queensland Government \$250 million per annum contribution towards joint investments on the Bruce Highway to 2038-39. A portion will match the Bruce Highway North corridor Australian Government commitment, subject to further planning and negotiation.
National	2617301	Cunningham Highway planning, funding commitment	18,350	14,680	3,670		723	1,000	5,000	11,627		
National	842546	Cunningham Highway, funding commitment	137,600	110,080	27,520					14,390	123,210	Project details and timing subject to further planning and negotiation with the Australian Government.
National	1217978	Warrego Highway, funding commitment	361,748	289,399	72,350					72,350	289,399	Project details and timing subject to further planning and negotiation with the Australian Government.
State	3107518	Activity-Agent based model development	650		650				50	600		

Various local governments *continued*

Network	Investment ID	Investment name	Committed total budget	Contribution - Australian Government	Contribution - Queensland Government	Contribution - Local Government / Other	Estimated expenditure to 30 June 2024	2024–25	2025–26	2026–27 to 2027–28	Beyond	Endnote
			\$'000	\$'000	\$'000	\$'000	\$'000	\$'000	\$'000	\$'000	\$'000	
State	2392871	Aids to Navigation Network infrastructure, funding commitment	3,955		3,955				1,318	2,637		
State	2392872	Aids to Navigation Network maintenance, funding commitment	1,384		1,384				376	1,008		
State	3090371	AusRAP Star Ratings Development	3,000		3,000			650	2,350			
State	903043	Automatic Number Plate Recognition and Weigh in Motion, maintenance program	8,433		8,433		2,933	2,500	2,500	500		
State	2789836	Boating Infrastructure, funding commitment	17,899		17,899				7,121	10,778		
State	2652932	Boating Maintenance Program	7,760		7,700	60	3,260	3,000	1,500			
State	2790086	Boating Maintenance, funding commitment	61,122		61,122				22,903	38,219		
State	2611858	Busway Tunnel Safety System, planning	1,037		1,037		525	250	102	160		
State	2787001	Camera Detected Offence Program, asset management, funding commitment	36,046		36,046				11,046	25,000		
State	3216882	Central Queensland Beef Roads Investment Strategy	2,470		2,470		150	2,320				Australian Government Queensland Beef Corridors
State	2836152	Cooperative and Automated Vehicles (CAV) Project	45,330		45,330		5,762	10,000	29,568			
State	3089049	Disaster Ready Fund, funding commitment	10,930		10,930					10,930		Project details and timing subject to further planning and consideration with the Australian Government.

Various local governments *continued*

Network	Investment ID	Investment name	Committed total budget	Contribution - Australian Government	Contribution - Queensland Government	Contribution - Local Government / Other	Estimated expenditure to 30 June 2024	2024–25	2025–26	2026–27 to 2027–28	Beyond	Endnote
			\$'000	\$'000	\$'000	\$'000	\$'000	\$'000	\$'000	\$'000	\$'000	
State	2802566	Enforcement Infrastructure, funding commitment	12,200		12,200				10,000	2,200		
State	2785938	Fatal Crash Remediation, funding commitment	3,282		3,282					3,282		
State	14199	Flashing School Zone Signs, Servicing and Maintenance Program	66,645		66,635	10	36,136	5,980	6,399	18,130		
State	2542559	Freight network policy, planning	2,000		2,000		1,081	919				
State	3078753	Heavy Vehicle Rest Area Intelligent Transport System Management solution, rectification works and maintenance	1,290		1,290		645	645				
State	2658624	Hold the Red (HTR) Implementation	1,200		1,200			200	1,000			
State	3109884	Improve bus station accessibility, planning	1,650		1,650			350	400	900		
State	2586600	Inland Freight Route (Charters Towers to Mungindi), funding commitment	1,000,000	800,000	200,000		19,135	30,801	75,428	298,702	575,933	Queensland Government has commenced early works package.
State	2788213	Innovation and Trials and Capability, funding commitment	20,558		20,558				4,559	15,999		
State	2835468	Installation of Enforcement infrastructure, various locations	13,244		13,244			5,244	8,000			

Various local governments *continued*

Network	Investment ID	Investment name	Committed total budget	Contribution - Australian Government	Contribution - Queensland Government	Contribution - Local Government / Other	Estimated expenditure to 30 June 2024	2024-25	2025-26	2026-27 to 2027-28	Beyond	Endnote
			\$'000	\$'000	\$'000	\$'000	\$'000	\$'000	\$'000	\$'000	\$'000	
State	2529832	Installation of Smart Heavy Vehicle Monitoring Systems	9,250		9,250		4,720	3,110	1,420			
State	3079202	Installation of Weigh in Motion technology and Automatic Number Plate Recognition cameras for Heavy Vehicle Interception sites	4,500	2,250	2,250		1,750	2,750				Australian Government Road Safety Program
State	1485694	Intelligent Transport System Pilot Program, piloting future technologies	14,608		13,111	1,497	13,208	700	700			
State	3246432	Local Congestion Busting Program, funding commitment	100,000		100,000			3,000	17,000	80,000		Project details and timing subject to further planning.
State	2008163	Logan and Gold Coast Faster Rail	5,750,155	2,875,078	2,875,078		355,390	500,000	636,519	1,192,372	3,065,874	The project is in the post-business case stage, with cost and timing subject to confirmation following market engagement and consideration.
State	3107890	Long-term rail network strategy initiatives, planning	1,200		1,200			60	540	600		
State	3213722	Maintenance of Infrastructure, Queensland Police Traffic Cameras Program	6,595		6,595			2,745	1,800	2,050		
State	2661306	Model for urban land-use and transport interaction (Multi)	2,758		2,758		798	460	500	1,000		
State	QR1992	Mount Isa Line, resilience improvements and track renewals	50,000		50,000		4,914	37,654	7,431			

Various local governments *continued*

Network	Investment ID	Investment name	Committed total budget	Contribution - Australian Government	Contribution - Queensland Government	Contribution - Local Government / Other	Estimated expenditure to 30 June 2024	2024–25	2025–26	2026–27 to 2027–28	Beyond	Endnote
			\$'000	\$'000	\$'000	\$'000	\$'000	\$'000	\$'000	\$'000	\$'000	
State	B06735	New Generation Rollingstock compatible stabling yard upgrades	76,900		76,900		2,500	26,500	40,571	7,329		
State	2417122	New Generation Rollingstock, Automatic Train Operation and Platform Screen Doors fitment	275,700		275,700		89,599	83,297	78,995	23,809		This project is being delivered as a Public Private Partnership.
State	1805139	New Generation Rollingstock, European Train Control System fitment, install new signalling	380,484		380,484		164,923	104,049	111,512			This project is being delivered as a Public Private Partnership.
State	3033000	New Generation Rollingstock, integration and ancillary works	51,600		51,600		2,560	25,240	23,800			
State	3126892	North Coast rail line (Exhibition station to Elimbah), improve capacity, planning	2,500		2,500				500	2,000		
State	3246006	Productivity Enhancement Program, funding commitment	100,000		100,000			3,000	17,000	80,000		Project details and timing subject to further planning.
State	1829692	Public transport model	2,197		2,197		1,112	330	431	325		
State	2605407	Queensland Beef Corridors, funding commitment	450,104	362,060	88,044					95,030	355,075	Represents the balance of the \$500 million Queensland Beef Corridors Program, with early works projects listed individually in QTRIP.
State	1804863	Queensland Train Manufacturing Program	4,869,000		4,869,000		771,860	786,000	600,000	995,300	1,715,840	



Various local governments *continued*

Network	Investment ID	Investment name	Committed total budget	Contribution - Australian Government	Contribution - Queensland Government	Contribution - Local Government / Other	Estimated expenditure to 30 June 2024	2024–25	2025–26	2026–27 to 2027–28	Beyond	Endnote
			\$'000	\$'000	\$'000	\$'000	\$'000	\$'000	\$'000	\$'000	\$'000	
State	14105	Queensland Transport snapshot benefits reporting, planning	2,084		2,084		1,234	160	290	400		
State	1829507	Queensland freight, goods and services model	1,547		1,547		547	250	250	500		
State	2127637	Queensland long-term rail network strategy	2,747		2,747		2,450	297				
State	2635687	Queensland walking network plans, Phase 2, planning	650		650		50	200	150	250		
State	2038941	Rail Network Infrastructure Planning	14,028		14,028		5,514	3,277	2,481	2,756		
State	B00030	Rail station access improvements	155,818		155,818		65,012	57,906	25,900	7,000		Rail station access improvements include Roma Street subway, Dutton Park train station and Boggo Road train station.
State	2920396	Red Light Enforcement Camera Upgrade, installation of enforcement infrastructure, funding commitment	23,000		23,000		140	5,610	9,250	8,000		
State	741100	Region focused strategic transport model development and maintenance planning	1,708		1,708		1,208	150	150	200		
State	3081493	Regional Level Crossing Upgrade Fund, funding commitment	50,000	50,000					25,000	25,000		Project details and timing subject to further planning and consideration with the Australian Government.
State	3234325	Regional Level Crossing Upgrade Fund, funding commitment	10,000		10,000					10,000		

Various local governments *continued*

Network	Investment ID	Investment name	Committed total budget	Contribution - Australian Government	Contribution - Queensland Government	Contribution - Local Government / Other	Estimated expenditure to 30 June 2024	2024–25	2025–26	2026–27 to 2027–28	Beyond	Endnote
			\$'000	\$'000	\$'000	\$'000	\$'000	\$'000	\$'000	\$'000	\$'000	
State	1878728	Regional city traffic model development and maintenance	828		828		185	150	243	250		
State	2778403	Rest Area Asset Management, funding commitment	30,040		30,040				10,040	20,000		
State	2788344	Road Camera Maintenance, funding commitment	7,189		7,189					7,189		
State	2787019	Road Safety Minor Works, funding commitment	48,713		48,713				713	48,000		
State	2788446	Road Safety Technology Infrastructure, funding commitment	9,011		9,011					9,011		
State	2114960	Roadways Behaviour Monitoring System Trial	7,500		7,500		5,300	1,600	600			
State	3146173	Rollingstock program, planning	5,000		5,000				250	4,750		
State	2798778	Route Actions, funding commitment	1,986		1,986				1,436	550		
State	2973903	SEQ City Deal, funding commitment	62,400	30,700	31,700			3,700	29,200	29,500		
State	3147530	SEQ level crossing program, planning	10,000		10,000				500	9,500		
State	3107449	SEQ network optimisation (Tranche 2), planning	1,370		1,370				300	1,070		
State	3128717	SEQ passenger rail program, planning	1,000		1,000				200	800		
State	3129784	SEQ traction power requirements, planning	4,000		4,000			500	750	2,750		



Various local governments *continued*

Network	Investment ID	Investment name	Committed total budget	Contribution - Australian Government	Contribution - Queensland Government	Contribution - Local Government / Other	Estimated expenditure to 30 June 2024	2024–25	2025–26	2026–27 to 2027–28	Beyond	Endnote
			\$'000	\$'000	\$'000	\$'000	\$'000	\$'000	\$'000	\$'000	\$'000	
State	3245197	Safer Local Roads and Infrastructure Program, funding commitment	10,000		10,000					10,000		Project details and timing subject to further planning and consideration with the Australian Government.
State	2785377	Safer Roads Sooner, funding commitment	228,275		228,275				91,053	137,222		Safer Roads Sooner Program
State	2787453	Safer Roadsides, funding commitment	2,889		2,889				2,889			
State	2973310	Safety evaluation of slip lane configurations at signalised intersections	1,387		1,387		231	261	895			
State	1443668	Safety innovation trials, various initiatives	11,602		11,602		10,602	1,000				
State	B06449	Signalling Integration Works	153,259		153,259		24,908	61,351	67,000			
State	2281892	South East Queensland Stabling Strategy	1,827		1,827		1,258	569				
State	1829332	South East Queensland strategic transport model development and maintenance	3,725		3,725		1,911	462	437	915		
State	3046591	Statewide Mass Action, road delineation improvements	9,479	4,740	4,740		1,000	4,979	3,500			Australian Government Road Safety Program
State	3042956	Statewide Rest Area Mass Action upgrade program, funding commitment	14,500	7,250	7,250		300	7,100	7,100			Australian Government Road Safety Program
State	2788252	Targeted Safety Interventions, funding commitment	231,080		231,080				41,644	189,436		

Various local governments *continued*

Network	Investment ID	Investment name	Committed total budget	Contribution - Australian Government	Contribution - Queensland Government	Contribution - Local Government / Other	Estimated expenditure to 30 June 2024	2024–25	2025–26	2026–27 to 2027–28	Beyond	Endnote
			\$'000	\$'000	\$'000	\$'000	\$'000	\$'000	\$'000	\$'000	\$'000	
State	2392870	Technical Marine Infrastructure and Services, funding commitment	2,949		2,949				983	1,966		
State	2572694	Timber Bridge Replacement Program, funding commitment	6,400		6,400			3,259	3,141			
State	2783978	Vulnerable Users Initiative, funding commitment	53,065		53,065				15,816	37,250		
State	3147017	Vulnerable steel structures, planning	1,000		1,000				300	700		
State	3149871	ZIP merge and Lane change implementation	4,150		4,150			500	2,250	1,400		
Local	2725316	Accessibility Upgrades for Passenger Transport Infrastructure, various locations	31,842		31,842		5,711	5,195	5,076	15,860		
Local	2785514	Black Spot Program, funding commitment	80,642	80,642					19,759	60,883		Australian Government Black Spot Program
Local	1063026	Boating Capital Grants	3,978		3,978		100	878	1,000	2,000		
Local	2156649	Bus stop signage improvements, various locations	3,600		3,600		1,614	1,000	986			
Local	2666060	Cycling grants, funding commitment	53,758		53,758				11,214	42,544		
Local	2740211	Infrastructure for passenger transport network improvements, various locations	3,284		3,284		2,094	770	420			
Local	2788791	Infrastructure improvements for bus stops, various locations	2,400		2,400		800	800	800			



Various local governments *continued*

Network	Investment ID	Investment name	Committed total budget	Contribution - Australian Government	Contribution - Queensland Government	Contribution - Local Government / Other	Estimated expenditure to 30 June 2024	2024–25	2025–26	2026–27 to 2027–28	Beyond	Endnote
			\$'000	\$'000	\$'000	\$'000	\$'000	\$'000	\$'000	\$'000	\$'000	
Local	3052608	Safer Local Roads and Infrastructure Program, Australian Government funding commitment	111,520	111,520					23,925	87,595		Australian Government Safer Local Roads and Infrastructure Program
Local	1196542	School Transport Infrastructure Program, funding commitment	16,106		16,106				16,106			School Transport Infrastructure Program

Other works

Network	Investment ID	Investment name	Committed total budget	Contribution - Australian Government	Contribution - Queensland Government	Contribution - Local Government / Other	Estimated expenditure to 30 June 2024	2024–25	2025–26	2026–27 to 2027–28	Beyond	Endnote
			\$'000	\$'000	\$'000	\$'000	\$'000	\$'000	\$'000	\$'000	\$'000	
		Construction Works		47,656	920,472	68,992		257,576	257,199	522,344		
		Corridor Acquisitions (Hardship)			33,300			12,900	9,400	11,000		
		Corridor Acquisitions (Non-hardship)			1,160			500	330	330		
		Corridor and Minor Safety Enhancements		11,369	80,381			19,060	20,809	51,882		
		Corridor, Roadway and Structures Management		394	315,393			68,021	70,547	177,218		
		Infrastructure (Non-capital)			7,200	1,000		2,800	2,700	2,700		
		Local Government Transport Development			30,012			7,008	7,388	15,616		
		Maintenance of below rail assets - Townsville - Mount Isa Rail Line			47,291			21,792	8,004	17,495		

Other works *continued*

Network	Investment ID	Investment name	Committed total budget	Contribution - Australian Government	Contribution - Queensland Government	Contribution - Local Government / Other	Estimated expenditure to 30 June 2024	2024–25	2025–26	2026–27 to 2027–28	Beyond	Endnote
			\$'000	\$'000	\$'000	\$'000	\$'000	\$'000	\$'000	\$'000	\$'000	
		Natural Disaster Operational		13,289	4,430				4,752	12,967		
		Natural Disaster Rehabilitation and Replacement		136,890	45,630				10,000	172,520		
		Other Rail Network Enhancements			20,934			10,226	7,972	2,736		
		Other park 'n' rides			52,041			16,939	21,536	13,566		
		Programmed Maintenance			80,001			10,000	30,001	40,000		
		Rail Network Maintenance Program, North Coast Line, maintain below rail assets			250,486			96,665	68,815	85,005		
		Rail Network Maintenance Program, Regional network, maintain above rail assets			293,135			83,789	93,682	115,665		
		Rail Network Maintenance Program, South East Queensland network, maintain above rail assets			584,009			118,081	160,114	305,814		
		Rail Network Maintenance Program, South East Queensland network, maintain below rail assets			187,886			54,650	42,227	91,009		
		Rail Network Maintenance Program, West Moreton, maintain below rail assets			282,172			56,522	93,804	131,846		
		Rail Network Maintenance Program, Western region, maintain below rail assets			92,008			31,962	19,218	40,828		
		Rehabilitation		145	211,576			14,180	62,960	134,582		
		Routine Maintenance			121,738			12,020	27,100	82,618		



Other works *continued*

Network	Investment ID	Investment name	Committed total budget	Contribution - Australian Government	Contribution - Queensland Government	Contribution - Local Government / Other	Estimated expenditure to 30 June 2024	2024–25	2025–26	2026–27 to 2027–28	Beyond	Endnote
			\$'000	\$'000	\$'000	\$'000	\$'000	\$'000	\$'000	\$'000	\$'000	
		Traffic Management Enhancements		9,026	155,052			38,199	44,435	81,443		
		Traffic Operations		28,900	495,648			68,836	142,884	312,829		
		Transport Planning		22,189	118,102	2,358		21,620	39,579	81,450		