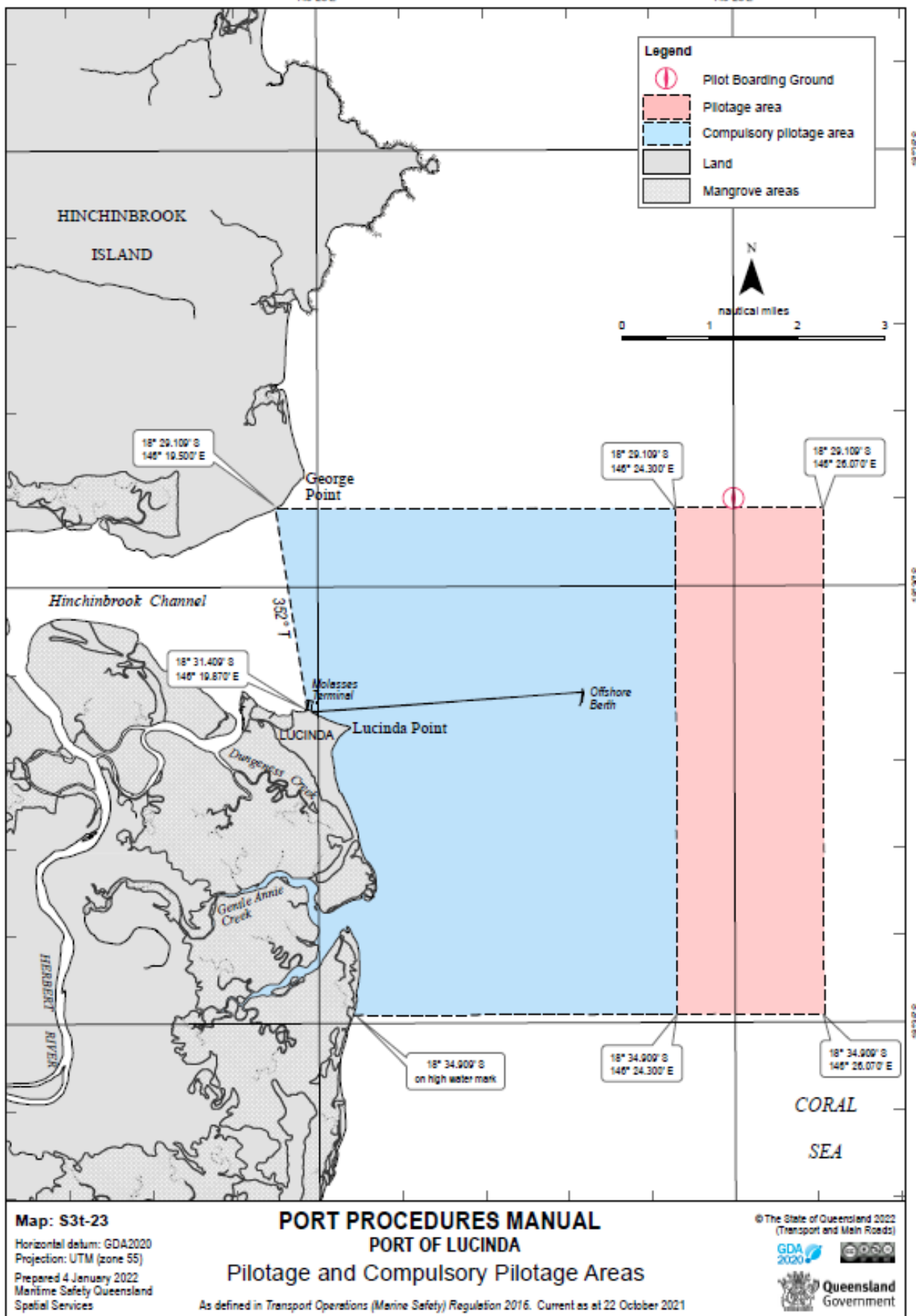


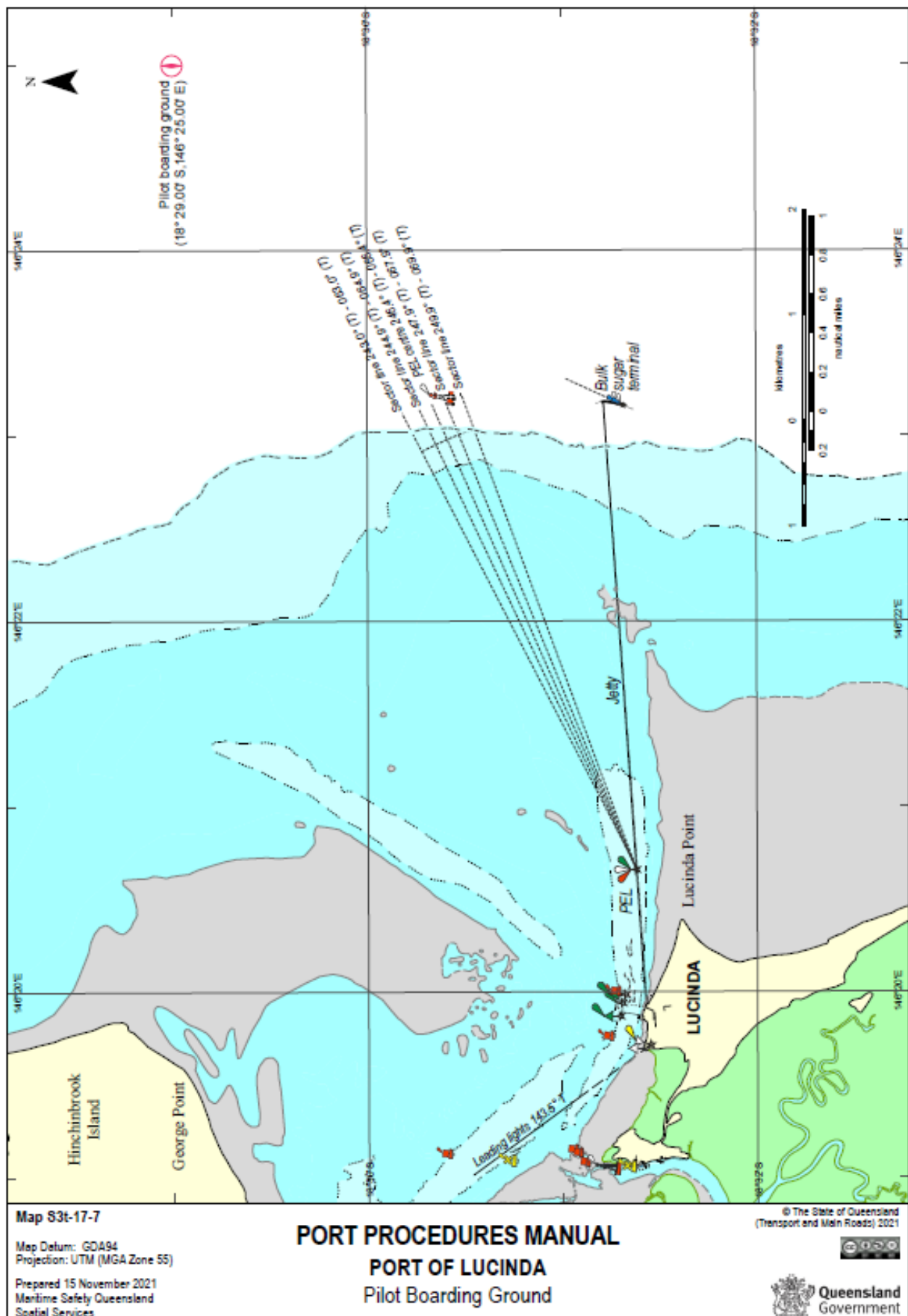
16. Appendices

<u>16.1</u>	<u>Lucinda Port and Pilotage</u>	68
<u>16.2</u>	<u>Lucinda Pilot Boarding Place</u>	69
<u>16.3</u>	<u>Lucinda Bulk Sugar Terminal Berth</u>	70
<u>16.4</u>	<u>Lucinda Inner wharf approach channel PEL</u>	71
<u>16.5</u>	<u>Lucinda Inner Wharf</u>	72
<u>16.6</u>	<u>Pilot Transfer Arrangements - Checklist</u>	73
<u>16.7</u>	<u>Request to Immobilise Main Engines whilst at anchorage</u>	75

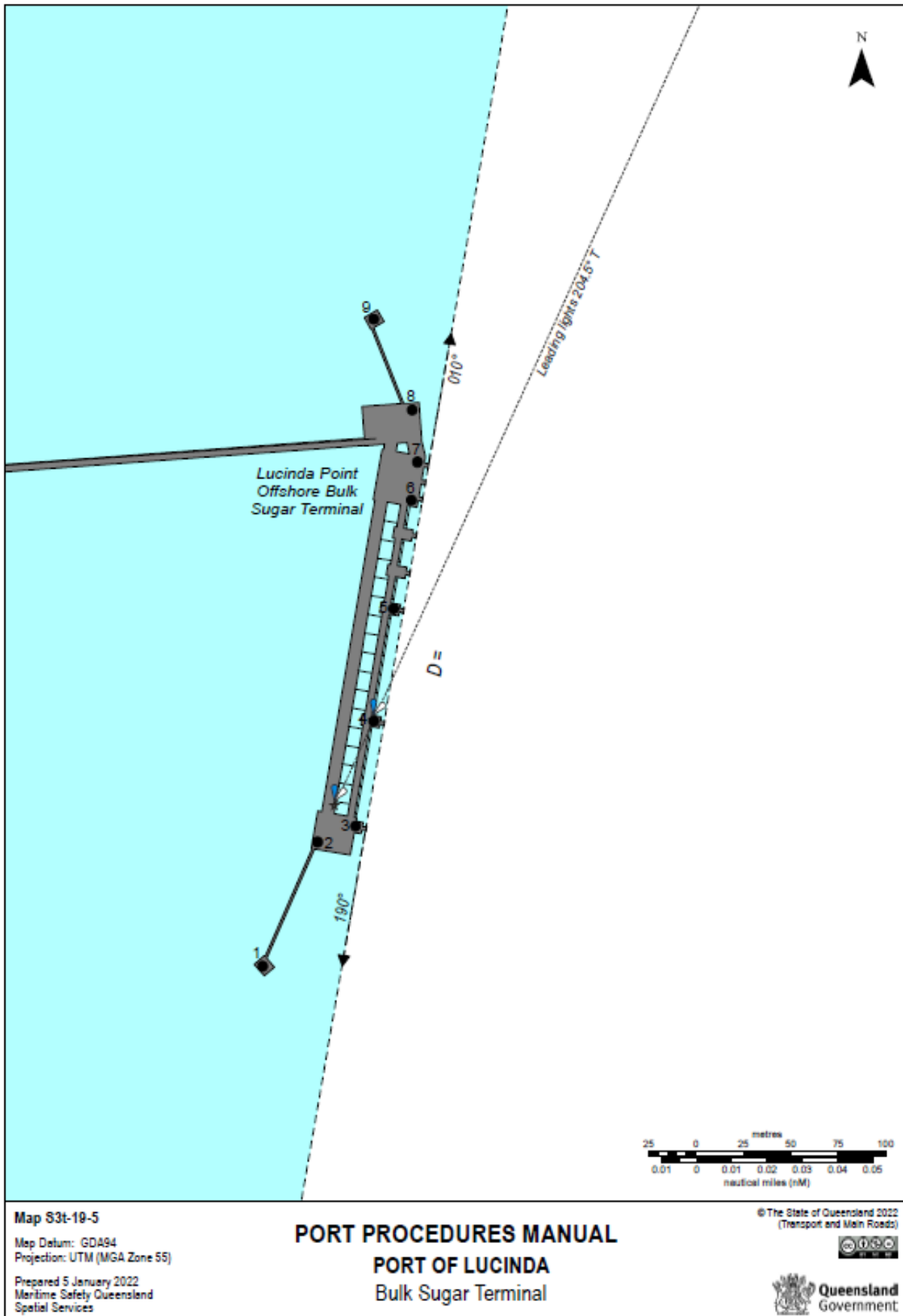
16.1 Lucinda Port and Pilotage



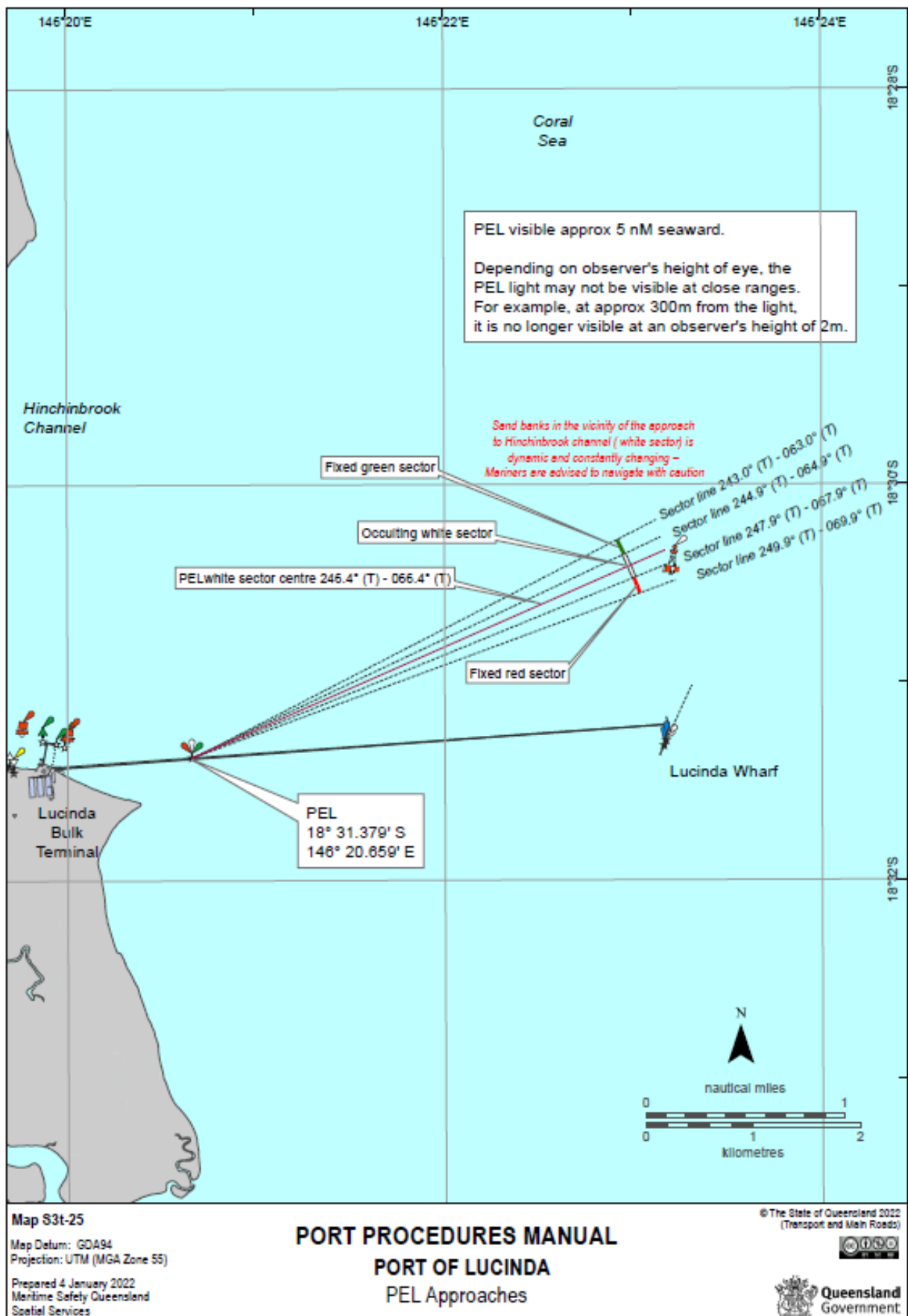
16.2 Lucinda Pilot Boarding Place



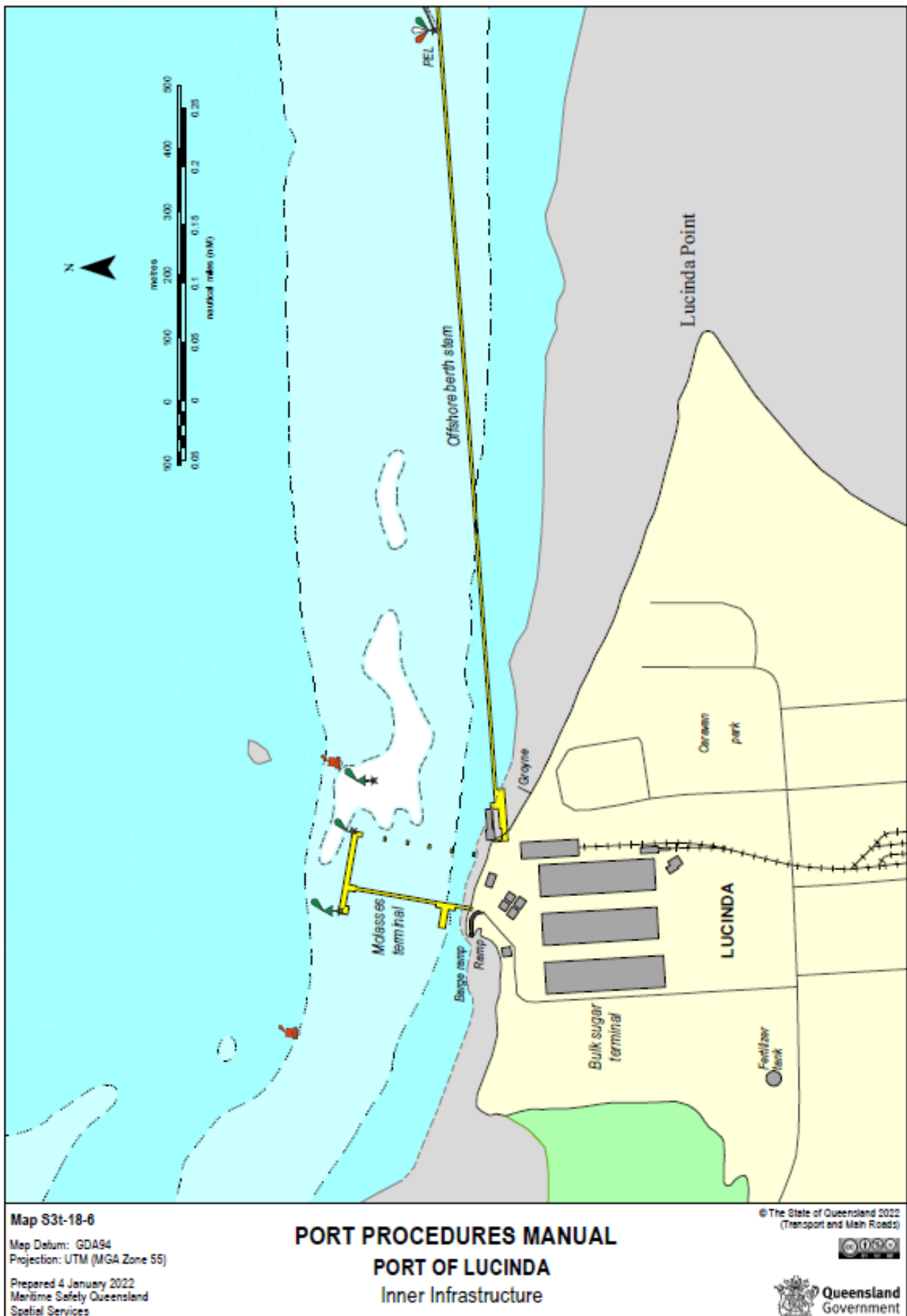
16.3 Lucinda Bulk Sugar Terminal Berth



16.4 Lucinda Inner wharf approach channel PEL



16.5 Lucinda Inner Wharf



16.6 Pilot Transfer Arrangements - Checklist

[Link to fillable PDF](#)

[Print Form](#) [Reset Form](#)



Pilot Ladder Securing and Boarding Arrangements Checklist For Townsville, Abbot Point or Lucinda

Pilot ladder will comply with and be rigged in accordance with:
 (1) SOLAS Reg. V/23 'minimum standards for equipment installed and arrangements for pilot transfers on ships'
 (2) IMO Resolution A.1045(27) 'Pilot transfer arrangements'
 (3) AMSA Marine Notice 04/2023, 'Pilot transfer arrangements'
 (4) ISO 799:2019 'Ships and marine technology - pilot ladders'
 (5) IMO/IMPA Pilot Ladder Poster

I, _____, Master of the Vessel _____ confirm compliance with the above and will ensure that the following checklist will be complied to for Pilot ladder rigging prior to arriving or departing the ports of Townsville, Abbot Point or Lucinda.

Port: _____	Height of climb (Waterline to Pilot boarding deck) : _____ m	Yes/No
a.	Pilot ladder is less than 30 months old.	<input type="checkbox"/>
b.	Pilot ladder will be secured to the strong point on the deck using rope and not solely held by shackles or a guillotine bar.	<input type="checkbox"/>
c.	Pilot ladder on winch reels will be secured to the strong point on the deck using rope.	<input type="checkbox"/>
d.	Tripping line, if used, must lead forward to avoid fouling with Pilot launch and must not be secured to the bottom most step and have no loops.	<input type="checkbox"/>
e.	Manropes are less than 12 months old.	<input type="checkbox"/>
f.	Man ropes are secured to the strong point on the deck and pass through the eye on handhold stanchions.	<input type="checkbox"/>
g.	Man ropes are of natural fibre (example: manila rope) with dimensions between 28 to 32mm diameter and in good, clean condition.	<input type="checkbox"/>
h.	Man ropes will be passed behind the side ropes and hung from a height of 1.5m above accommodation ladder lower platform in a combination arrangement.	<input type="checkbox"/>
i.	Pilot ladder will be firmly secured to ship side 1.5m above accommodation ladder lower platform in a combination arrangement.	<input type="checkbox"/>
j.	Accommodation ladder will be secured to the ship side in a combination arrangement.	<input type="checkbox"/>
k.	Pilot ladder will not be secured to the lower platform of the Accommodation ladder in a combination arrangement.	<input type="checkbox"/>
l.	Lower platform of the Accommodation ladder will not obscure the Pilot ladder in a combination arrangement. The horizontal distance between Pilot ladder and the lower platform will be between 0.1 to 0.2m.	<input type="checkbox"/>
m.	Climb of Pilot ladder is not less than 1.5m and not more than 9m in a combination arrangement.	<input type="checkbox"/>
n.	The lower platform of Accommodation ladder is at least 5m above sea level in a combination arrangement.	<input type="checkbox"/>
o.	Pilot ladder steps are horizontal and chocks under the steps are tightly secured.	<input type="checkbox"/>
p.	Pilot ladder rigging will be supervised by responsible officer and in compliance with above mentioned regulations.	<input type="checkbox"/>

Note: If any of the above items are ticked 'No', explain the reason for doing so:

Master's signature Date

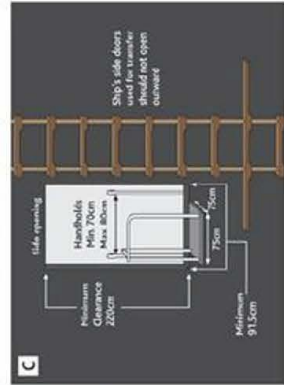
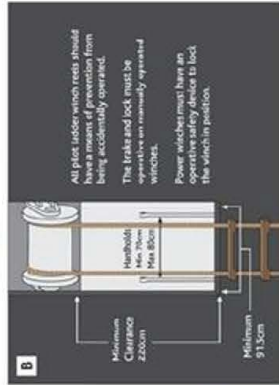
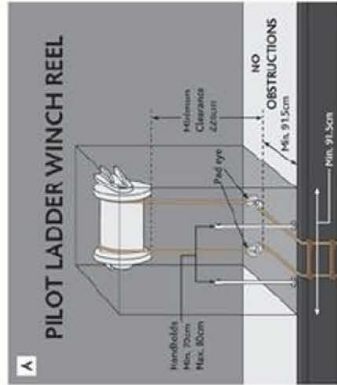
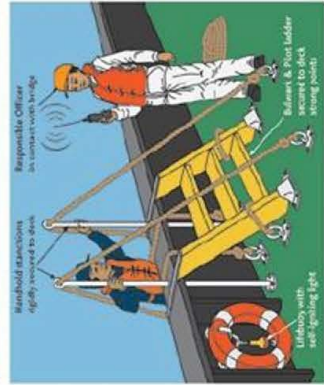
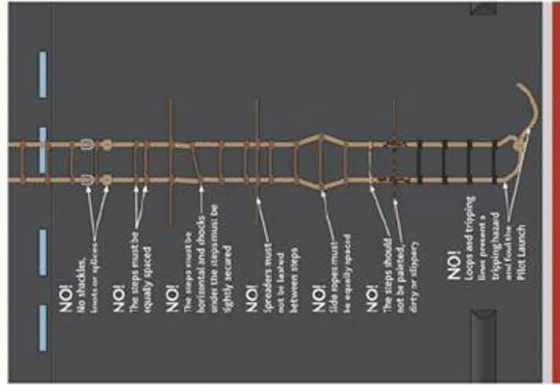
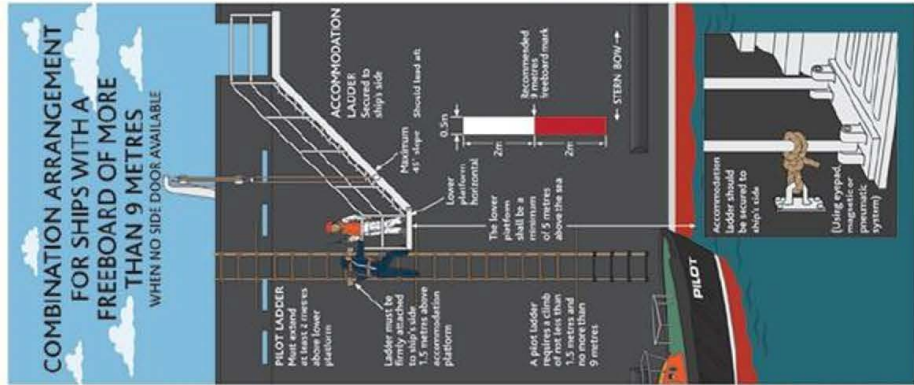
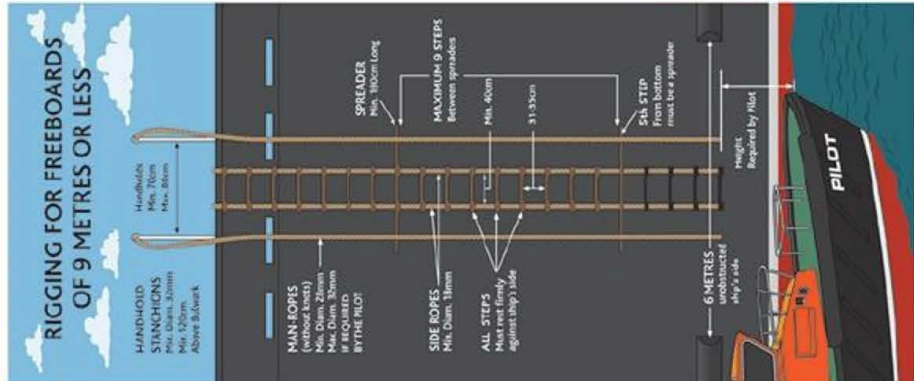
Note: Complete this form and email this page only to: dutyofficer@townsville-port.com and VtsTownsville@msq.qld.gov.au at least **24 hours prior to Arrival or Departure - Townsville, Abbot Point or Lucinda.**

Form F5388 CFD V04 Dec 2024

REQUIRED BOARDING ARRANGEMENTS FOR PILOT

In accordance with SOLAS Regulation V/23 & IMO Resolution A.1045(27)
INTERNATIONAL MARITIME PILOTS' ASSOCIATION
H.Q.S. "Wellington" Temple Stairs, Victoria Embankment, London WC2R 2PN Tel: +44 (0)20 7240 3973 Fax: +44 (0)20 7210 3518 Email: office@impahq.org





Pilot Ladder Checklist (Pictorial description of items (e), (f), (g) and (m) - Ver. 1

01 July 2022

16.7 Request to Immobilise Main Engines whilst at anchorage

[Link](#) to fillable PDF

ON EACH OCCASION THIS FORM IS TO BE COMPLETED & SIGNED BY THE MASTER AND UPLOADED AGAINST THE [QSHIPS](#) MOVEMENT AND EMAILED TO TOWNSVILLE VTS



Queensland Government

Permission to Immobilise Main Engines at Anchorage - Townsville Region

This form is only to be used if the request cannot be submitted by the agent within Qships

Vessel Port and Anchorage Number

Request for Permission to Immobilise Main Engine/s to carry out (e.g. Main Engine Unit overhaul or Main Engine crank case inspection)

From hrs On / / To hrs On / /

Will immobilisation result in restrictions on Main Engine Manoeuvring Speed or Manoeuvring response on next movement/departure? (e.g. Maximum 'dead slow' (4kts) for 30 min, or Maximum 'Slow' (8kts) for 30 min). This assessment should be made in consultation with the Chief Engineer to determine if a 'Running in' period is required).

No Yes Please specify the restrictions

Time required to mobilise in emergency is hrs

Number of tugs for next movement

Is the Bow Thruster fully operational? Yes No

Bow Thrust Power

Vessel LOA

Vessel Draft - Fwd Aft

Master's Declaration

I, declare that, the above information is accurate. I have consulted with the chief engineer and confirm the vessel will be able to provide the full range of Manoeuvring speed/RPM and Manoeuvring response (Dead Slow, Slow, Half and full ahead and Astern) for berthing or departure from the port. If the vessel is not able to provide the full range of Manoeuvring speed/RPM, it will result in cancellation of the movement till a risk assessment is conducted to determine the conditions for safe transit.

Master's Signature Date

Request is approved/declined buy the Regional Harbour Master

Approval is subject to the following conditions:

1. Vessel to contact VTS and confirm weather conditions prior to commencement.
2. Notify VTS on VHF channel 12 on commencement of immobilisation.
3. Notify VTS on VHF channel on completion.
4. Display signal flags "R" over "Y" during daylight hours.
5. Conduct engine trials (or running in if required) on completion.
6. Notify VTS when testing completed and vessel ready.
7. This authorisation is subject to cancellation without notice if a strong wind warning or higher is forecast for the area.

Regional Harbour Master (Townsville) Date

Privacy Statement: The Department of Transport and Main Roads (TMR) is collecting the information on this form under the provisions of the *Transport Operations (Marine Safety) Act 1994*. TMR may disclose this information to authorised departmental officers and officers of Queensland port authorities. Your personal information will not be disclosed to a third party without your consent unless required or authorised to do so by law.

LTSR Forms Area Form F5387 CFD V01 May 2023