



Infrastructure WHS Management Plan Nurunderi Campus

Part Two – Campus Specific
December 2024



INTRODUCTION

Context

Refer to DTET Infrastructure Work Health Safety Management Plan for TAFE Queensland Campuses: Part One - General (TAFE Queensland WHS Plan Part One), available from TAFE Queensland facilities representative, for background and context to this DTET Infrastructure Work Health Safety Management Plan for TAFE Queensland Campuses: Part Two - Campus Specific (TAFE Queensland WHS Plan Part Two).

Purpose

This TAFE Queensland WHS Plan Part Two for Nurunderi Campus has been developed to supplement the TAFE Queensland WHS Plan Part One, by providing additional information regarding hazards known to DTET, that may be present at Nurunderi Campus; facilitating a consistent approach to the provision of WHS information to stakeholders on the Campus. This plan also summarises Campus contact details, layout, access points, general WHS information, and evacuation signage details.

IMPORTANT: Read this TAFE Queensland WHS Management Plan Part Two in conjunction with the TAFE Queensland WHS Management Plan Part One available from TAFE Queensland facilities representative that contains information in relation to WHS requirements and general hazards that may be present at all Campuses.

A copy of this Plan will be available at the Nurunderi Campus TAFE Queensland facilities representative.

Terms and Definitions

Terms and definitions used in this TAFE Queensland WHS Plan Part Two are defined in TAFE Queensland WHS Plan Part One and apply to both WHS Plans.

CAMPUS AND EMERGENCY CONTACT DETAILS

TAFE Queensland facilities office details

Location on Campus A Block Customer Service

Telephone 1300 308 233

Office Hours 8:30^{am} – 4:30^{pm}

Normal teaching hours

Monday – Friday:	8.30 ^{am} – 4.30 ^{pm}
Wednesday:	9.00 ^{am} – 4.30 ^{pm}
Saturday:	Closed
Sunday/Public Holidays:	Closed

Key contact details

Facilities Representative Tabitha Bleys/Clem Graham (07) 4169 6818

Security Contact Various (07) 4694 1919

DHPW Contact MRC 1300 138 822

Emergency Phone Numbers 000

Police Station: Cherbourg Police Station (07) 4179 5555

Hospital: Cherbourg Hospital (07) 4169 8800

Medical Centre: Cherbourg Community Health Service (07) 4169 8900

2 Barambah Avenue, Cherbourg, QLD, 4605

Fire Brigade: Murgon Fire & Rescue (07) 4172 8701

State Emergency Services (SES): 132 500

Water: Cherbourg Aboriginal Shire Council (07) 4168 1866

Gas: N/A N/A

Electricity: Ergon Energy 131 670

Dial Before You Dig Web: www.1100.com.au/ Tel: 1100

CAMPUS WHS INDUCTION

DHPW and TAFE Queensland Contractors Workers

Prior to commencing work on Nurunderi Campus, all DHPW and TAFE Queensland Contractors must go to the TAFE Queensland facilities representative office for information regarding Campus WHS induction arrangements.

Note: Workers accessing Operational Areas of the Campus accompanied by a TAFE Queensland authorised person familiar with the known hazards in the areas visited, are not required to undergo a WHS induction, as they are treated as Visitors. Such Workers would generally not complete trade type work; however, in emergencies it may be appropriate for these persons to undertake emergency work, once they have been made aware of known hazards.

Third Party Lessees (TPL) Workers'

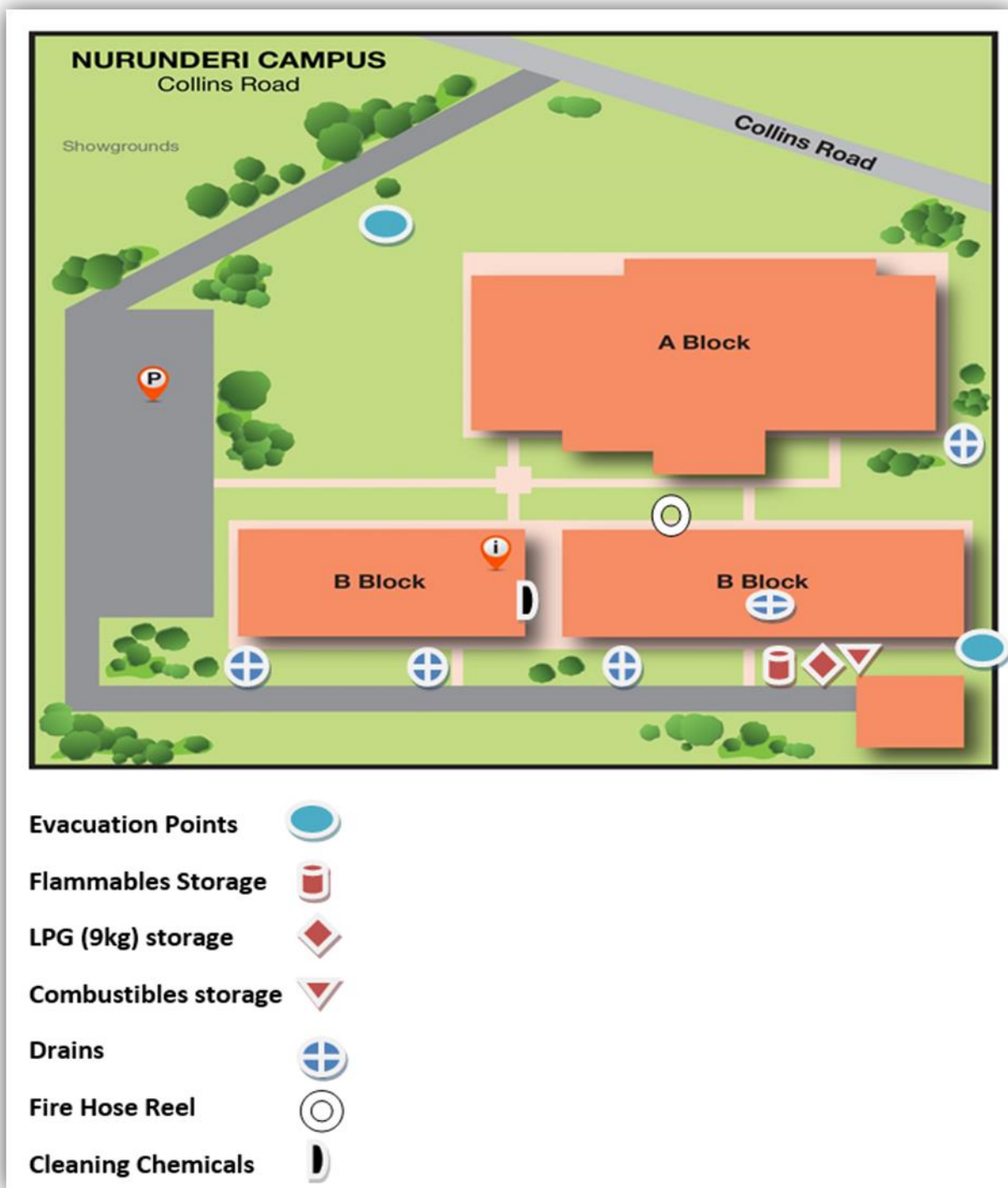
Third Party Lessees Workers are not required to complete a Campus WHS induction when working within a Site. TPLs are responsible for providing the appropriate WHS induction for their Site. Prior to working outside their Sites, TPLs must ensure their Workers obtain permission from TAFE Queensland and have any required access passes, work permits, safe work method statements and comply with any induction and security requirements.

Visitors

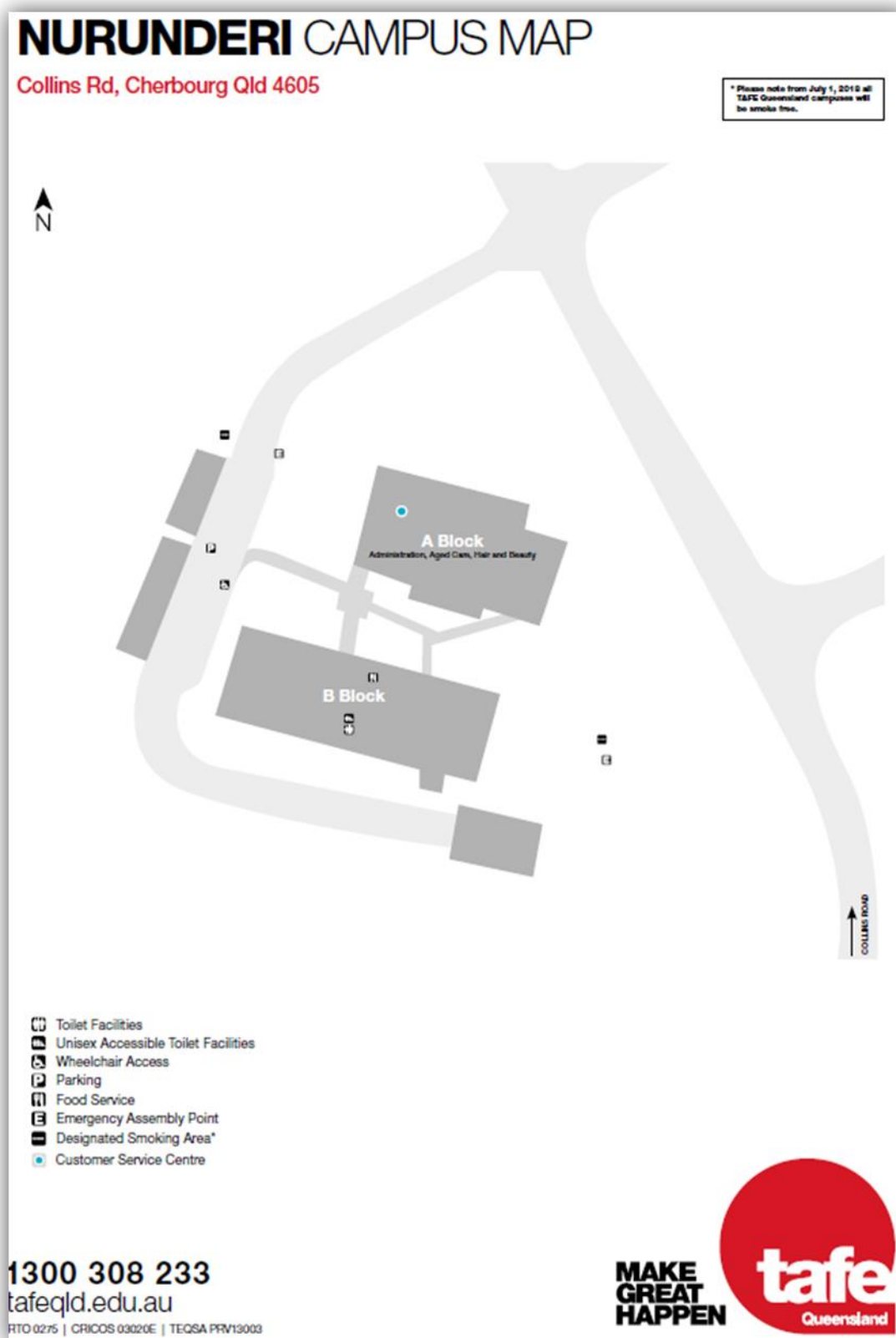
Visitors must contact TAFE Queensland prior to accessing Operational Areas of the Campus and be escorted by a TAFE Queensland authorised person.

CAMPUS INFORMATION

Campus Layout / Access Points



DTET Infrastructure Work Health Safety Management Plan for TAFE Queensland Campuses: Part Two – Specific to Nurunderi Campus



The above Campus plans are an overview only. Contact the Campus TAFE Queensland facilities representative for further detailed plans as required.

DTET Infrastructure Work Health Safety Management Plan for TAFE Queensland Campuses: Part Two – Specific to Nurunderi Campus

After hours works

To arrange access for afterhours works, contact Facilities Representative on Ph No (07) 4694 1919.

A notification period of 76 hours is required.

Working on the Campus after hours may require the provision of a TAFE Queensland appointed security guard to control and monitor any security systems (alarms, etc.) and provide access to restricted areas. Contact the Campus TAFE Queensland facilities representative to discuss any costs and other matters associated with afterhours work.

Extended teaching hours

The following areas of the Campus may have extended teaching, requiring further restrictions on noisy or dusty working hours:

Area	Teaching Hours
N/A	

Loading docks/deliveries

Consult with the TAFE Queensland facilities representative to verify appropriate delivery locations, operating hours and restrictions, and conditions of using loading docks.

Identify and use only the loading docks that are authorised for use. Loading docks are only to be used for the intended purpose. No goods, materials, or equipment can be stored or left in the loading dock or the corridors servicing the dock areas without express consent of TAFE Queensland facilities representative.

PCBU's should ensure their Workers are aware of the risks associated with loading dock areas and are instructed in the PCBU's work practices (including observing all signage and instructions) regarding such practices.

Below are the locations of the Campus docks together with logistical information:

Dock	Max Height	Max Weight	Operating Hours
N/A			

Parking of any vehicle in loading docks is prohibited unless prior authorisation is obtained from TAFE Queensland unless being loaded / unloaded.

Lifts

Only designated goods lifts are to be used to transport materials and/or deliveries through the Campus. Passenger lifts are not to be used at any time to transport materials and/or deliveries through the Campus without prior authorisation from TAFE Queensland facilities representative. All lifts are to be used within their designated Safe Working Load (SWL).

Lift types and locations:

Location	Levels Serviced	Lift Type	Size	Capacity
N/A				

DTET Infrastructure Work Health Safety Management Plan for TAFE Queensland Campuses: Part Two – Specific to Nurunderi Campus

Parking

Only park trade vehicles in areas authorised by TAFE Queensland facilities representative. Under no circumstances are trade vehicles to be parked in disabled parking zones or other restricted parking areas.

Parking for trade vehicles is available in the following locations.

- Refer to map for parking locations.

Accessing of Operational Areas and other restricted areas

Prior to accessing any Operational Area or other restricted areas contact Facilities Representative on Ph No (07) 4169 6815 to arrange authorisation and access. Obey all signage regarding access and PPE required in regard to the specific areas.

CAMPUS SPECIFIC HAZARDS

Campus specific hazards, known to DTET include:

Brittle Roofing

The following areas have brittle roofing. Prior to accessing any brittle roof area, a risk assessment and safe work method statement must be undertaken/completed, and control measures implemented.

A safe system of work must be devised for all works in and around the brittle roof area/s, including obtaining and completing any safe work permit that may be applicable, observing any additional matters of note on the permit, and complying with the safeguards on the reverse of the permit.

Location	Description	Notes
A Block & B Block	Polymer Skylights	

Non-Trafficable Roofing

The following areas have been identified as non-trafficable (roofing materials that are not designed to be walked on or subjected to any kind of foot traffic). People should not walk or stand on these roofing materials, as they may not be able to withstand the weight and pressure and could become damaged or collapse.

Location	Description	Notes
A Block & B Block	Polymer Skylights	

Electricity






Due to the age of some areas of the Campus, Residual Current Detection (RCD) protection may not be fitted to all Campus mains power.

PCBU's must ensure that RCD protection is provided to their Workers if utilising Campus mains power. Contact the TAFE Queensland facilities representative if further detail is required.

DTET Infrastructure Work Health Safety Management Plan for TAFE Queensland Campuses: Part Two – Specific to Nurunderi Campus

Confined Spaces

The following areas are classed and signed as confined spaces. Prior to entry of any confined space, persons are required to have a safe system of work in place, including a confined space permit and all conditions attached to that safe system of work must be complied with.

Asset / Physical Area	Description	Date of last assessment	GPS Reference	Potential hazards	Comments	Photograph
SM-06	Sewer inspection pit	16/5/2018	Lat: -26.295013 Long: 151.957002	Enclosed or partially enclosed: Yes Oxygen outside of safe range: No Fire/ explosion: No Impairment/ asphyxiation/ loss of consciousness: Yes Engulfment: No	Description of space: Unknown depth and size, 600mm square metal Gatic lid Method of securing space: Secure - requires tool to access Signage in place: No	
SM-07	Sewer inspection pit	16/5/2018	Lat: -26.294945 Long: 151.956867	Enclosed or partially enclosed: Yes Oxygen outside of safe range: No Fire/ explosion: No Impairment/ asphyxiation/ loss of consciousness: Yes Engulfment: No	Description of space: Unknown depth and size, 600mm square metal Gatic lid Method of securing space: Secure - requires tool to access Signage in place: No	
SM-11	Sewer inspection pit	16/5/2018	Lat: -26.294959 Long: 151.956561	Enclosed or partially enclosed: Yes Oxygen outside of safe range: No Fire/ explosion: No Impairment/ asphyxiation/ loss of consciousness: Yes Engulfment: No	Description of space: Unknown depth and size, 600mm square metal Gatic lid Method of securing space: Secure - requires tool to access Signage in place: No	
SM-12	Sewer inspection pit, outside B1.13	16/5/2018	Lat: -26.294832 Long: 151.956521	Enclosed or partially enclosed: Yes Oxygen outside of safe range: No Fire/ explosion: No Impairment/ asphyxiation/ loss of consciousness: Yes Engulfment: No	Description of space: Unknown depth and size, 600mm square metal Gatic lid Method of securing space: Secure - requires tool to access Signage in place: No	
ST-10	Sewer inspection pit/ grease trap, outside B1.01	16/5/2018	Lat: -26.295043 Long: 151.956822	Enclosed or partially enclosed: Yes Oxygen outside of safe range: No Fire/ explosion: No Impairment/ asphyxiation/ loss of consciousness: Yes Engulfment: No	Description of space: Unknown depth and size, 3 x 600mm square metal Gatic lids, Method of securing space: Secure - requires tool to access Signage in place: No	

Stormwater pits located on campus are suspected confined spaces and should be treated as a confined space until confirmed otherwise.

Roof top antenna Electro Magnetic Energy (EME)

N/A

Mechanized Waste Equipment

N/A

Cooking oil waste points

N/A

Window Cleaning Gantries

N/A

DTET Infrastructure Work Health Safety Management Plan for TAFE Queensland Campuses: Part Two – Specific to Nurunderi Campus

Construction site areas

The Campus is not currently undergoing any redevelopment works, if/ when construction works do take place, do not enter Construction Work areas unless authorised by the Principal Contractor. Workers must report to the building site supervisor prior to entering such areas.

Hazardous substances

The WHS Law, covers workplace hazardous substances and dangerous goods under a single framework for hazardous chemicals. Refer to Campus Hazardous Substances register for a complete list of known hazardous chemicals and their locations.

Contact TAFE Queensland facilities representative to obtain a copy of the Campus Hazardous Substances register.

- Gas Storage Onsite
- Flammable's stored onsite
- Combustibles on site

Large Trees

The campus contains a number of large trees, which may present the risk of falling over or losing a limb. Consult TAFE Queensland facilities representative for details.

Combustible Cladding

N/A

Bush Fire Zone

N/A

Snakes/Seasonal Wildlife

Due to the bushland environment of this Campus, snakes are a potential hazard.

Other Campus specific hazards

N/A

SITE EVACUATION PROCEDURE

EVACUATION MAP

Nurunderi Campus - Collins Road, Cherbourg QLD 4605



Collins Road

Assembly Area

Imagery © 2024 Microsoft Corporation, © 2024 Maxar, ©CNES (2024) Distribution Airbus DS

IN THE EVENT OF FIRE	EVACUATION PROCEDURES
<p> Remove persons from immediate danger area.</p> <p> Alert nearby staff and members of the public and call 000 (operate Manual Call Point if applicable).</p> <p> Confine fire and smoke. Close windows and doors (if safe). Keep low, under the smoke.</p> <p> Extinguish and control the fire (if safe to do so).</p>	<ul style="list-style-type: none">- Follow all instructions given by Wardens or Fire Officers.- Leave immediately by the nearest safe exit.- Move quickly, do not run.- If possible, close doors behind you.- Report to your designated Assembly Area.- Advise a Warden immediately if you are aware of people trapped in the building.- Do not leave the Assembly Area until the Chief Warden gives the "All-Clear".- If any injuries are sustained, notify a Warden.

Issue Date: 07/2024

LQCATRIX

DTET Infrastructure Work Health Safety Management Plan for TAFE Queensland Campuses: Part Two – Specific to Nurunderi Campus

DOCUMENT CONTROL

This TAFE Queensland WHS Plan Part Two will be reviewed quarterly by the DTET Manager Infrastructure WHS in consultation with relevant TAFE Queensland staff, and in addition to scheduled quarterly updates, updated whenever there are material changes to the Campus workplace that Workers need to be made aware of. Forward any suggestions for inclusion or revision to the Campus TAFE Queensland facilities representative.

Revisions to this plan are summarised in the table below. A copy of all previous revisions must be marked as superseded and archived.

Date	Revision	Section	Page	Revision Details
April 2021	A	All	All	Initial draft document
Mar 2022	B	Asbestos All	8 All	Revisions required by DESBT and TAFE Queensland following initial Pilot rollout.
July 2022	C	All	All	Revisions following Pilot rollout and transfer to new DESBT template.
Aug 2022	D	All	All	Revisions required by DEPW WHS
July 2023	E	All	All	Various and update to DYJESBT template
Sept 2023	F	All	All	Review and update by TAFEQ, DYJESBT and Chapalex Advisory
Jan 2024	G	Campus Specific Hazards All	10 All	Update Waste Equipment to Mechanised Update lift section to include reference to passenger lifts as required. Change DYJESBT to DESBT
March 2024	H	Title Key Contact Details & DEPW and TAFE Queensland Contractors Workers	1 3,4	Date added DEPW updated to DHLGPPW
June 2024	I	Brittle Roofing, Non-Trafficable Roofing, Mechanized Waste Equipment Confined Spaces	9 10	A & B Block skylights added Updated to N/A Stormwater pits added as suspected confined spaces.
September 2024	J	Key Contact Details Hazardous Substances Site Evacuation Procedure	3 11 12	Facilities Representative updated Gas, flammables, combustibles added Evacuation map updated
December 2024	K	All	All	DESBT updated to DTET, DHLGPPW updated to DHPW